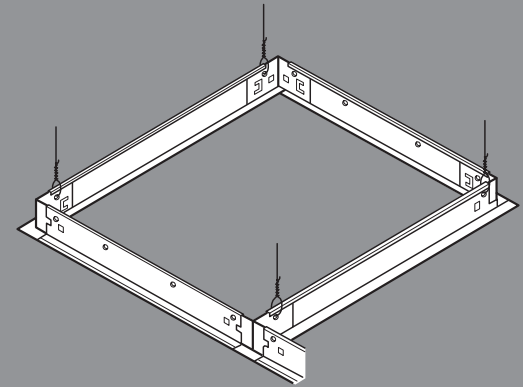


EXAMPLE **DFK - 24 48 W**

SERIES: DFK
 NOMINAL WIDTH: 24
 NOMINAL LENGTH: 48
 FINISH: W

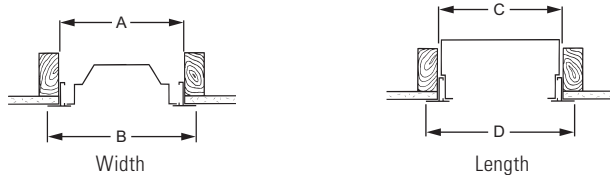
ORDERING INFORMATION

SERIES DFK	Drywall Kit	NOMINAL LENGTH	See table below for nominal lengths.
NOMINAL WIDTH	See table below for nominal widths.	FINISH	W White AMW Anti-microbial white



TYPICAL INSTALLATION –

Refer to the table below for dimensions.



Catalog Number	Nominal Size	Rough-In		Finish Trim Size		Type Of Mounting
		Width (A)	Length (C)	Width (B)	Length (D)	
DFK-0424	4" x 2'	4-5/8"	24-3/8"	5-9/16"	25-5/16"	Individual
DFK-0436	4" x 3'	4-5/8"	36-3/8"	5-9/16"	37-5/16"	Individual
DFK-0448	4" x 4'	4-5/8"	48-3/8"	5-9/16"	49-5/16"	Individual
DFK-0624	6" x 2'	6-3/8"	24-3/8"	7-5/16"	25-5/16"	Individual
DFK-0648	6" x 4'	6-3/8"	48-3/8"	7-5/16"	49-5/16"	Individual
DFK-0848	8" x 4'	8-3/8"	48-3/8"	9-5/16"	49-5/16"	Individual
DFK-1024	10" x 2'	10-3/8"	24-3/8"	11-5/16"	25-5/16"	Individual
DFK-1048	10" x 4'	10-3/8"	48-3/8"	11-5/16"	49-5/16"	Individual
DFK-1212	1' x 1'	12-3/8"	12-3/8"	13-5/16"	13-5/16"	Individual
DFK-1224	1' x 2'	12-3/8"	24-3/8"	13-5/16"	25-5/16"	Individual
DFK-1236	1' x 3'	12-3/8"	36-3/8"	13-5/16"	37-5/16"	Individual
DFK-1248	1' x 4'	12-3/8"	48-3/8"	13-5/16"	49-5/16"	Individual
DFK-2048	20" x 4'	20-3/8"	48-3/8"	21-5/16"	49-5/16"	Individual
DFK-2424	2' x 2'	24-3/8"	24-3/8"	25-5/16"	25-5/16"	Individual
DFK-2448	2' x 4'	24-3/8"	48-3/8"	25-5/16"	49-5/16"	Individual
DFK-3636	3' x 3'	36-3/8"	36-3/8"	37-5/16"	37-5/16"	Individual
DFK-4848	4' x 4'	48-3/8"	48-3/8"	49-5/16"	49-5/16"	Individual
DFKR-0448	4" x 4'	4-5/8"	NOTE: For each 4' fixture in continuous row, add 48" to above.	5-9/16"	NOTE: For each 4' fixture in continuous row, add 48" to above.	Continuous Row (extension sections)
DFKR-0648	6" x 4'	6-3/8"		7-5/16"		
DFKR-0848	8" x 4'	8-3/8"		9-5/16"		
DFKR-1048	10" x 4'	10-3/8"		11-5/16"		
DFKR-1248	1' x 4'	12-3/8"		13-5/16"		
DFKR-2448	2' x 4'	24-3/8"	25-5/16"			

NOTE: For each 4' fixture in continuous row, add 48" to length. For continuous row installations, order one individual unit and balance in extension DFKR sections.

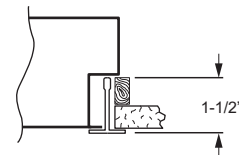
FEATURES

- Allows use of any Williams grid fixture in ceilings that require a flange product.
- Heavy-duty galvanized angle brackets secure end rail to side rail.
- Extruded aluminum end and side rails provide rigid structure to support fixture.
- Available in individual (DFK) or continuous row (DFKR) models.
- Available in most sizes. See table for specific availability.
- This fixture is proudly made in the USA.

SPECIFICATIONS

- **Construction** – Heavy-duty .050" thick extruded aluminum.
- **Finish** – Baked white enamel.
- **Mounting** – Field assembled and installed into drywall ceiling independent of luminaire.

See back for installation details.



Some fixtures' end plates extend over the top of the "T". When using these fixtures, the structure surrounding the DFK is to extend no more than 1-1/2" from the bottom of the "T" as shown. See back views provided on individual specification sheets to identify fixtures with extended end plates.

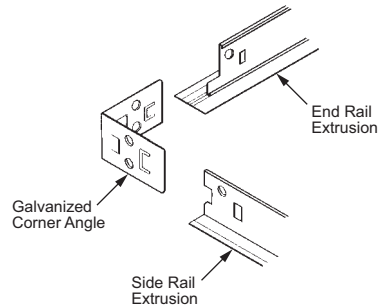


INSTALLATION

The Drywall Kit is easily assembled and installed. Use when mounting in drywall or ceilings requiring flange trim.

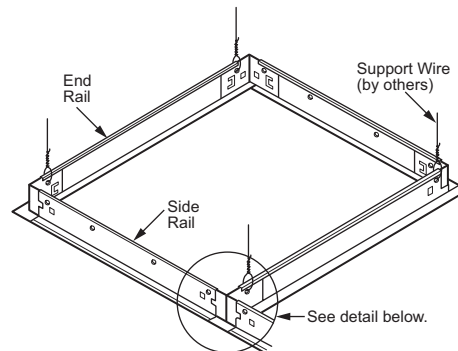
1. ASSEMBLE CORNER ANGLES

Insert galvanized corner angles into side and end rails (for individual fixtures) or into side rail and intermediate rail (for continuous row mounting).



2. CEILING MOUNTING

Place the assembled frame into the ceiling opening and support with wire (as shown below) from rigid ceiling structure.



3. CONTINUOUS ROW MOUNTING

For continuous row installation, order one individual unit (DFK) and the balance in extension sections (DFKR). Use one end rail from the individual unit at each end of the row.

