

**PATTERN #12 ACRYLIC**


A12125 Acrylic, pattern #12, .125" thick
A12187 Acrylic, pattern #12, .187" thick

**1/2" x 1/2" x 1/2" WHITE LOUVER**


LA45 White molded acrylic louver, 45° shielding angle, nominal 1/2" x 1/2" x 1/2"
PL45 White molded styrene louver, 45° shielding angle, nominal 1/2" x 1/2" x 1/2"

**PATTERN #12 ACRYLIC WITH RF**

A12RF125 Acrylic, pattern #12 with radio suppression grid, .125" thick

**1/2" x 1/2" x 1/2" SILVER LOUVER**


PC1AS Parabolic louver, silver acrylic, nominal 1/2" x 1/2" x 1/2"
PC1SS Parabolic louver, silver styrene, nominal 1/2" x 1/2" x 1/2"

**PATTERN #15 ACRYLIC**


A15 Acrylic, pattern #15, .200" thick

**1-1/2" x 1-1/2" x 1" SILVER LOUVER**


PC2AS Parabolic louver, silver acrylic, nominal 1-1/2" x 1-1/2" x 1"
PC2SS Parabolic louver, silver styrene, nominal 1-1/2" x 1-1/2" x 1"

**PATTERN #19 ACRYLIC**

A19156 Acrylic, pattern #19, .156" thick
A19187 Acrylic, pattern #19, .187" thick

**3/4" x 3/4" x 1/2" SILVER LOUVER**

PL3AS Parabolic louver, silver acrylic, nominal 3/4" x 3/4" x 1/2"
PL3SS Parabolic louver, silver styrene, nominal 3/4" x 3/4" x 1/2"

**KSH-25**

KSH-25/A Clear acrylic directional lens, .150" thick, pattern oriented lengthwise
KSH-25/B Clear acrylic directional lens, .150" thick, pattern oriented parallel to fixture width

