

CATALOG #: \_\_\_\_\_

Type: \_\_\_\_\_

PROJECT: \_\_\_\_\_

## FEATURES

- Low-profile wrap-around provides uniform downward light distribution and subtle side illumination
- Shallow depth provides sleek, low-profile appearance
- Mounts easily as a single fixture or in continuous row installations
- Diffuser is secured continuously along luminaire sides
- Wireway is accessible without the use of tools
- Made Right Here® in the USA

## SPECIFICATIONS

- HOUSING** – 20-gauge die-formed C.R.S. End plates constructed of 19-gauge die-formed C.R.S.
- SHIELDING** – Frosted prismatic acrylic diffuser with 15% DR additive, .100" nominal thickness. Prismatic bottom/continuous wrap sides.
- FINISH** – 92% minimum average reflective white polyester powder coat bonded to phosphate-free, multi-stage pretreated metal. All parts painted after fabrication to facilitate installation, increase efficiency, and inhibit corrosion.
- ELECTRICAL** – High quality mid-power LED boards. L70 >50,000 hours.
- MOUNTING** – Surface or suspended.
- LABELS** – cCSAus certified as luminaire suitable for dry or damp locations.
- WARRANTY** – 5-year limited warranty, see [hew.com/warranty](http://hew.com/warranty).

## ORDERING EXAMPLE: 18 - 4 - L90/835 - AF - OPTIONS - DRV - UNV

### ORDERING INFO

| SERIES | LENGTH | LUMENS <sup>[1]</sup> | CRI                         | CCT                              | SHIELDING                             |
|--------|--------|-----------------------|-----------------------------|----------------------------------|---------------------------------------|
| 18     | 4 4'   | L90 9,000lm           | 8 80<br>9 90 <sup>[2]</sup> | 30 3000K<br>35 3500K<br>40 4000K | AF Frosted prismatic acrylic diffuser |

### OPTIONS <sup>[3]</sup>

|                     |  |
|---------------------|--|
| <b>EM/10W (L__)</b> | 10-watt emergency battery<br>Additional lower lumen packages available.<br>Example: 5,000 nominal lumens = 18-4-L90/835-AF-(L50). <sup>[4]</sup> |
| <b>GAT</b>          | T-bar fastener for 320 ceiling spacer  |
| <b>SS-12</b>        | Single stem & canopy, 12"  |
| <b>SWS-12</b>       | Stem & swivel canopy, 12"  |

| CONTROL                       | VOLTAGE                            |
|-------------------------------|------------------------------------|
| <b>DIM</b> Dimming driver     | <b>120</b> 120V<br><b>277</b> 277V |
| <b>DRV</b> Non-dimming driver | <b>UNV</b> 120-277V                |

## NOTES

- Lumen output based on 3500 CCT. Actual lumens may vary +/-5%. See page 2 for FIXTURE PERFORMANCE DATA. Additional lumen packages available, see options.
- Extended lead times may apply. Consult factory for availability.
- See page 3 for FINISH OPTIONS. See page 3 for QUICK CONNECT OPTIONS. See page 3 for MOUNTING ACCESSORIES DETAILS.
- Specify in increments of 100 nominal lumens. Option must be specified with next higher lumen package.



## FIXTURE PERFORMANCE DATA

|     | DELIVERED LUMENS | WATTAGE | EFFICACY (lm/W) |
|-----|------------------|---------|-----------------|
| L90 | 9000             | 75.0    | 120.1           |

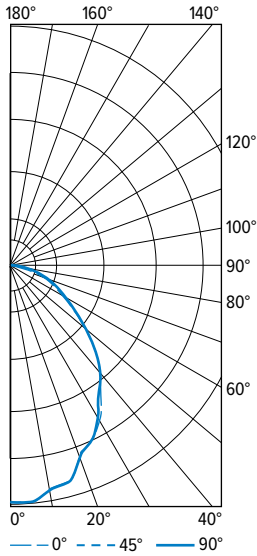
## MULTIPLIER TABLE

| COLOR TEMPERATURE |                   |
|-------------------|-------------------|
| CCT               | CONVERSION FACTOR |
| 3000K             | 0.99              |
| 3500K             | 1.00              |
| 4000K             | 1.03              |
| 80 CRI            |                   |
| 3000K             | 0.82              |
| 3500K             | 0.83              |
| 4000K             | 0.86              |

- Photometrics tested in accordance with IESNA LM-79. Results shown are based on 25°C ambient temperature.
- Wattage shown is average for 120V through 277V input.
- Results based on 3500K, 80 CRI, actual lumens may vary +/-5%
- Use multiplier table to calculate additional options.

## PHOTOMETRY

18-4-L90/835-AF-DRV-UNV Report #: 19283.0; 03/23/16 | Total Luminaire Output: 9001 lumens; 72.5 Watts | Efficacy: 124.1 lm/W | 84.5 CRI; 3532K CCT

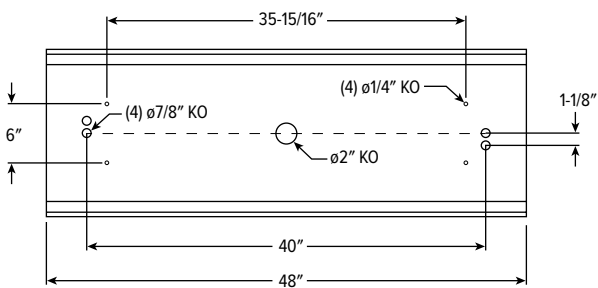


| VERTICAL ANGLE | HORIZONTAL ANGLE |      |      | ZONAL LUMENS |
|----------------|------------------|------|------|--------------|
|                | 0°               | 45°  | 90°  |              |
| 0              | 3873             | 3873 | 3873 |              |
| 5              | 3819             | 3815 | 3813 | 364          |
| 15             | 3666             | 3655 | 3649 | 1037         |
| 25             | 3152             | 3126 | 3104 | 1447         |
| 35             | 2556             | 2525 | 2493 | 1585         |
| 45             | 1953             | 1934 | 1921 | 1499         |
| 55             | 1298             | 1311 | 1339 | 1108         |
| 65             | 784              | 827  | 892  | 826          |
| 75             | 382              | 458  | 540  | 487          |
| 85             | 112              | 199  | 289  | 222          |
| 90             | 4                | 82   | 145  |              |
| 95             | 0                | 67   | 121  | 71           |
| 105            | 2                | 65   | 99   | 61           |
| 115            | 6                | 60   | 84   | 53           |
| 125            | 22               | 63   | 84   | 51           |
| 135            | 24               | 56   | 76   | 42           |
| 145            | 35               | 56   | 73   | 36           |
| 155            | 35               | 52   | 56   | 24           |
| 165            | 37               | 48   | 48   | 13           |
| 175            | 41               | 43   | 41   | 4            |
| 180            | 39               | 39   | 39   |              |

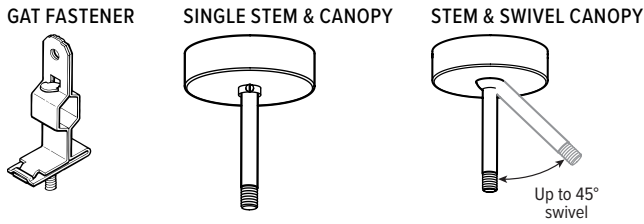
| LUMEN SUMMARY | ZONE   | LUMENS | % FIXTURE |
|---------------|--------|--------|-----------|
|               | 0 - 30 | 2848   | 32        |
| 0 - 40        | 4433   | 49     |           |
| 0 - 60        | 7112   | 79     |           |
| 0 - 90        | 8647   | 96     |           |
| 90 - 120      | 185    | 2      |           |
| 90 - 150      | 314    | 4      |           |
| 90 - 180      | 354    | 4      |           |
| 0 - 180       | 9001   | 100    |           |

## FIXTURE DETAILS

### BACKVIEW



## MOUNTING ACCESSORIES DETAILS




## QUICK CONNECT OPTIONS

Note: Quick connect wiring required for row mounting. Length restrictions may apply, consult product builder at [hew.com/product-builder](http://hew.com/product-builder).

| DESIGNATION | NUMBER OF WIRES (EXCLUDING GROUND) | WIRE COLORS                    | WIRE COLOR/POWER SUPPLY FACTORY CONNECTIONS | TYPICAL USE  |
|-------------|------------------------------------|--------------------------------|---|--|
| C2B         | 3                                  | White, Black, Red              | White, Black                                | Alternating Circuits   |
| C2BR        | 3                                  | White, Black, Red              | White, Black, Red                           | ON/OFF Switching (DRV) or Line Voltage dimming (DIM LINE) when equipped w/EM Power Supply (EM/10W) |
| C2R         | 3                                  | White, Black, Red              | White, Red                                  | Alternating Circuits   |
| C2BW/RV     | 5                                  | White, Black, Red, Gray, Green | White, Black/Red, Gray                      | 0-10V 4-wire Low Voltage Dimming (DIM)   |

## FINISH OPTIONS



For custom color, please specify RAL code or a manufacturer code with description. All custom colors other than RAL require two sample swatches, minimum 1" square.

