

CATALOG #: _____

TYPE: _____

PROJECT: _____

FEATURES

- Available in various uplight, downlight, closed-top, and divided lamp options
- Pull switch and grounded convenience outlet options available (120V only)
- All-welded construction
- Versatile, durable fixture is ideal for many different applications
- Optional anti-microbial white finish available for use in healthcare applications
- Frosted acrylic prismatic diffusers enclose both top and bottom of fixture
- Made Right Here® in the USA

SPECIFICATIONS

- HOUSING** – 20-gauge, die-formed, welded C.R.S.
- SHIELDING** – Frosted acrylic prismatic top lens. High-impact frosted acrylic prismatic bottom lens.
- FINISH** – 92% minimum average reflective white polyester powder coat bonded to phosphate-free, multi-stage pretreated metal. All parts painted after fabrication to facilitate installation, increase efficiency, and inhibit corrosion.
- ELECTRICAL** – High quality mid-power LED boards. L70 >50,000 hours per IES TM-21
- MOUNTING** – Wall.
- LISTINGS** – cCSAus certified as luminaire suitable for dry or damp locations.
- WARRANTY** – 5-year limited warranty, see hew.com/warranty.

ORDERING EXAMPLE: 29 - 4 - L54/835 - AF - OPTIONS - DRV - UNV

ORDERING INFO

| SERIES | LENGTH | LUMENS ⁽¹⁾ | CRI | CCT | SHIELDING |
|--------|---------------|-----------------------|---------------------|----------|--------------------|
| 29 | 2 2' | 2' | 8 80 | 27 2700K | AF Frosted acrylic |
| | 3 3' | L27 2,700lm | 9 90 ⁽²⁾ | 30 3000K | |
| | 4 4' | L54 5,400lm | | 35 3500K | |
| | | 3' | | 40 4000K | |
| | | L40 4,000lm | | 50 5000K | |
| | | L79 7,900lm | | | |
| | 4' | | | | |
| | L54 5,400lm | | | | |
| | L106 10,600lm | | | | |

OPTIONS ⁽³⁾

| | |
|--------------------|--|
| EM/7W | 7-watt emergency LED battery |
| EM/10W | 10-watt emergency LED battery |
| (L__) | Additional lower lumen packages available. Example: 3,000 nominal lumens = 29-4-L54/835-AF-(L30). ⁽⁵⁾ |
| CT | Closed-top ⁽⁶⁾ |
| GLR | Fuse, fast blow ⁽⁷⁾ |
| DL | Divided light compartment ⁽⁸⁾ |
| PSR/120 | Single-circuit pull switch on right ⁽⁹⁾ |
| PSL/120 | Single-circuit pull switch on left ⁽¹⁰⁾ |
| DL-PSR/120 | Divided light with single-circuit pull switch on right ⁽¹¹⁾ |
| DL-PSL/120 | Divided light with single-circuit pull switch on left ⁽¹²⁾ |
| DL-PS2R/120 | Divided light with 2-circuit internal, 4-position pull switch on right ⁽¹³⁾ |
| DL-PS2L/120 | Divided light 2-circuit internal, 4-position pull switch on left ⁽¹⁴⁾ |
| GCO | Grounded convenience outlet ⁽¹⁵⁾ |
| GFCO | Ground fault convenience outlet ⁽¹⁶⁾ |
| AMW | Anti-microbial white finish |

CONTROL ⁽⁴⁾

| | |
|-------------------------------|---------------------------------|
| DRV Non-dimming driver | 120 120V |
| DIM Dimming driver | 277 277V |
| | UNV 120-277V |
| | 347 347V ⁽¹⁷⁾ |

VOLTAGE

NOTES

- Lumen output based on 3500 CCT. Actual lumens may vary +/-5%. See page 2 for FIXTURE PERFORMANCE DATA.
- Extended lead times may apply. Consult factory for availability.
- See page 4 for FINISH OPTIONS. See page 4 for LOW VOLTAGE CONTROLLER.
- See page 3 for ADDITIONAL CONTROL OPTIONS.
- Specify in increments of 100 nominal lumens. Option must be specified with next higher lumen package.
- Not available with any DL options.
- Requires one per driver; must specify voltage.
- Compartments switched and/or dimmed separately. See page 4 for CROSS SECTIONS.
- 120V only.
- 120V only.
- Operates downlight. Uplight is operated via wall switch, 120V only.
- Operates downlight. Uplight is operated via wall switch, 120V only.
- Operates both lights sequentially, 120V only.
- Operates both lights sequentially, 120V only.
- 120V only.
- 120V only.
- Not available with EM batteries



FIXTURE PERFORMANCE DATA

| LED PACKAGE | STANDARD | | CT OPTION | | DL OPTION | | | WATTAGE | |
|-------------|------------------|-----------------|------------------|-----------------|---------------------|-----------------------|-----------------|---------|------|
| | DELIVERED LUMENS | EFFICACY (lm/W) | DELIVERED LUMENS | EFFICACY (lm/W) | UP DELIVERED LUMENS | DOWN DELIVERED LUMENS | EFFICACY (lm/W) | | |
| 2' | L27 | 2662 | 124.4 | 2329 | 108.8 | 1165 | 1331 | 100.4 | 21.4 |
| | L54 | 5375 | 126.8 | 4703 | 110.9 | 2303 | 2632 | 116.4 | 42.4 |
| 3' | L40 | 4027 | 125.5 | 3484 | 108.5 | 1771 | 2024 | 118.2 | 32.1 |
| | L79 | 7937 | 123.8 | 6911 | 107.8 | 3489 | 3982 | 116.6 | 64.1 |
| 4' | L54 | 5414 | 128.3 | 4703 | 111.5 | 2329 | 2662 | 118.3 | 42.2 |
| | L106 | 10623 | 126.6 | 9431 | 112.4 | 4696 | 5353 | 119.8 | 83.9 |

- Photometrics tested in accordance with IESNA LM-79. Results shown are based on 25°C ambient temperature.
- Wattage shown is based on 120V input.
- Results based on 3500K, 80 CRI, actual lumens may vary +/-5%
- Use multiplier table to calculate additional options.

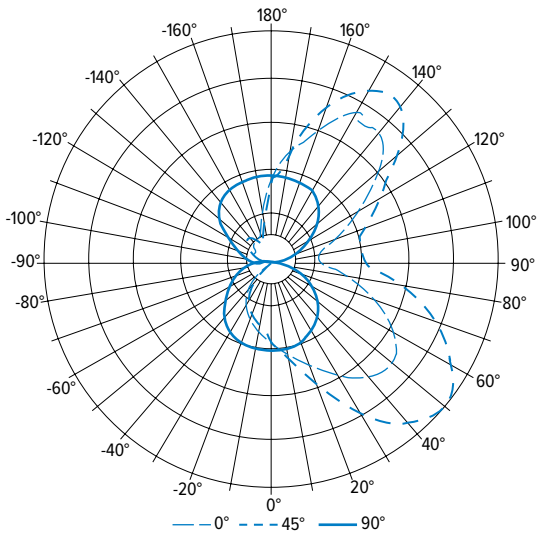
MULTIPLIER TABLE

| COLOR TEMPERATURE | |
|-------------------|-------------------|
| CCT | CONVERSION FACTOR |
| 2700K | 0.97 |
| 3000K | 0.99 |
| 3500K | 1.00 |
| 4000K | 1.03 |
| 5000K | 1.06 |

| | |
|-------|------|
| 2700K | 0.80 |
| 3000K | 0.82 |
| 3500K | 0.83 |
| 4000K | 0.86 |
| 5000K | 0.89 |

PHOTOMETRY

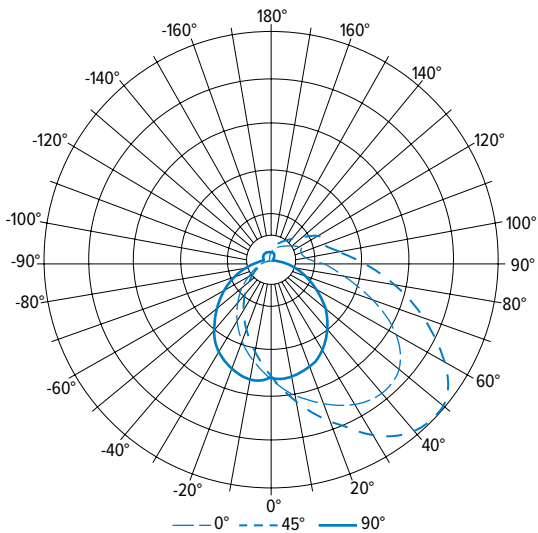
29-4-L106/835-AF-DIM-UNV Report #: 20306; 04/11/18 | Total Luminaire Output: 10623 lumens; 83.9 Watts | Efficacy: 126.6 lm/W | 83.8 CRI; 3554K CCT



| VERTICAL ANGLE | HORIZONTAL ANGLE | | | | | ZONAL LUMENS |
|----------------|------------------|------|------|------|------|--------------|
| | 0° | 45° | 90° | 135° | 180° | |
| 0 | 1127 | 1127 | 1127 | 1127 | 1127 | |
| 5 | 1112 | 1106 | 1136 | 959 | 914 | 98 |
| 15 | 1464 | 1308 | 1127 | 862 | 803 | 308 |
| 25 | 1995 | 1575 | 1093 | 746 | 667 | 540 |
| 35 | 2561 | 1875 | 1019 | 590 | 490 | 772 |
| 45 | 2951 | 2075 | 894 | 424 | 320 | 952 |
| 55 | 2970 | 2020 | 724 | 262 | 177 | 1001 |
| 65 | 2519 | 1672 | 523 | 119 | 50 | 869 |
| 75 | 1993 | 1196 | 324 | 0 | 0 | 648 |
| 85 | 1438 | 793 | 144 | 0 | 0 | 437 |
| 90 | 1255 | 642 | 122 | 0 | 0 | 3 |
| 95 | 1230 | 624 | 190 | 28 | 38 | 388 |
| 105 | 1225 | 785 | 326 | 139 | 76 | 494 |
| 115 | 1536 | 1144 | 510 | 245 | 275 | 664 |
| 125 | 1938 | 1638 | 728 | 270 | 393 | 827 |
| 135 | 2479 | 2127 | 937 | 321 | 435 | 886 |
| 145 | 2710 | 2214 | 1068 | 355 | 380 | 783 |
| 155 | 2408 | 2069 | 1121 | 354 | 227 | 557 |
| 165 | 1815 | 1640 | 1131 | 531 | 333 | 303 |
| 175 | 1146 | 1165 | 1141 | 891 | 717 | 96 |
| 180 | 1109 | 1109 | 1109 | 1109 | 1109 | |

| LUMEN SUMMARY | ZONE | LUMENS | % FIXTURE |
|---------------|----------|--------|-----------|
| | 0 - 30 | 946 | 9 |
| | 0 - 40 | 1718 | 16 |
| | 0 - 60 | 3671 | 35 |
| | 0 - 90 | 5625 | 53 |
| | 90 - 120 | 1546 | 15 |
| | 90 - 150 | 4043 | 38 |
| | 90 - 180 | 4998 | 47 |
| | 0 - 180 | 10623 | 100 |

29-4-L106/135-AF-CT-DIM-UNV Report #: 20309; 04/11/18 | Total Luminaire Output: 9431 lumens; 83.9 Watts | Efficacy: 112.4 lm/W | 83.9 CRI; 3585K CCT

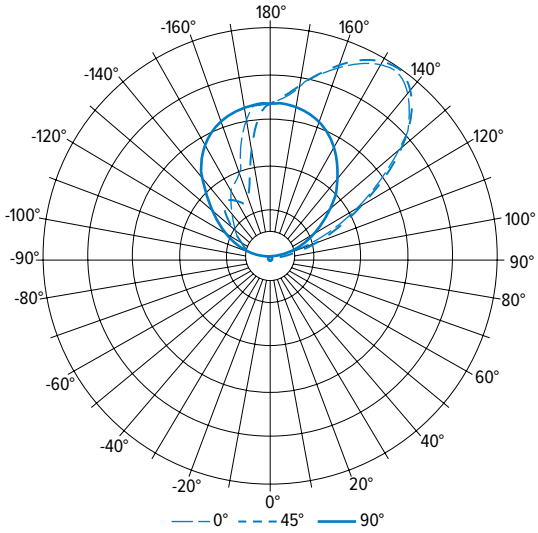


| VERTICAL ANGLE | HORIZONTAL ANGLE | | | | | ZONAL LUMENS |
|----------------|------------------|------|------|------|------|--------------|
| | 0° | 45° | 90° | 135° | 180° | |
| 0 | 1985 | 1985 | 1985 | 1985 | 1985 | |
| 5 | 2196 | 2196 | 2056 | 1838 | 1711 | 190 |
| 15 | 2654 | 2466 | 1989 | 1562 | 1368 | 563 |
| 25 | 3168 | 2719 | 1860 | 1248 | 1037 | 912 |
| 35 | 3671 | 2927 | 1646 | 934 | 725 | 1201 |
| 45 | 3886 | 2964 | 1361 | 651 | 460 | 1365 |
| 55 | 3721 | 2710 | 1040 | 393 | 245 | 1344 |
| 65 | 3097 | 2157 | 698 | 178 | 68 | 1121 |
| 75 | 2415 | 1528 | 389 | 0 | 0 | 812 |
| 85 | 1748 | 1000 | 117 | 0 | 0 | 528 |
| 90 | 1502 | 817 | 72 | 0 | 0 | 0 |
| 95 | 1324 | 625 | 74 | 0 | 0 | 356 |
| 105 | 1019 | 575 | 77 | 0 | 0 | 293 |
| 115 | 955 | 570 | 94 | 0 | 0 | 269 |
| 125 | 674 | 456 | 113 | 0 | 0 | 189 |
| 135 | 517 | 371 | 131 | 0 | 0 | 131 |
| 145 | 393 | 290 | 141 | 0 | 0 | 83 |
| 155 | 282 | 215 | 152 | 0 | 0 | 47 |
| 165 | 187 | 147 | 156 | 0 | 0 | 22 |
| 175 | 105 | 89 | 159 | 39 | 31 | 6 |
| 180 | 75 | 75 | 75 | 75 | 75 | |

| LUMEN SUMMARY | ZONE | LUMENS | % FIXTURE |
|---------------|----------|--------|-----------|
| | 0 - 30 | 1665 | 18 |
| | 0 - 40 | 2866 | 30 |
| | 0 - 60 | 5574 | 59 |
| | 0 - 90 | 8035 | 85 |
| | 90 - 120 | 918 | 10 |
| | 90 - 150 | 1321 | 14 |
| | 90 - 180 | 1397 | 15 |
| | 0 - 180 | 9431 | 100 |

29 LED Up/Down Wall Mount

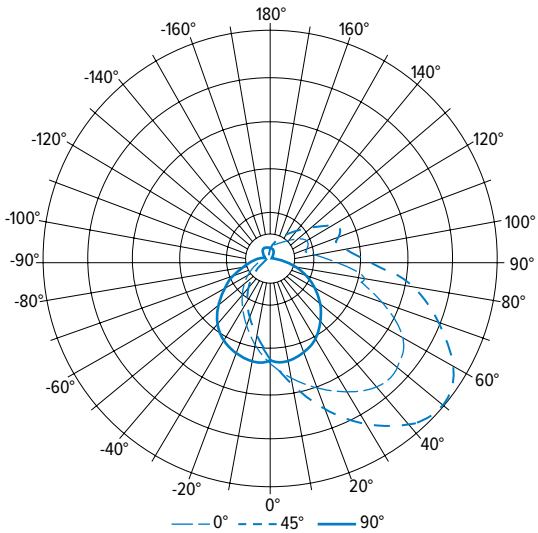
29-4-L106/835-AF-DL-DIM-UNV (Up only) Report #:20307; 04/11/18 | Total Luminaire Output: 4696 lumens; 42.1 Watts | Efficacy: 111.4 lm/W | 83.8 CRI; 3576K CCT



| VERTICAL ANGLE | HORIZONTAL ANGLE | | | | | ZONAL LUMENS |
|----------------|------------------|------|------|------|------|--------------|
| | 0° | 45° | 90° | 135° | 180° | |
| 0 | 41 | 41 | 41 | 41 | 41 | |
| 5 | 31 | 36 | 47 | 47 | 46 | 4 |
| 15 | 27 | 30 | 49 | 54 | 54 | 12 |
| 25 | 22 | 25 | 44 | 46 | 47 | 17 |
| 35 | 21 | 22 | 39 | 36 | 33 | 20 |
| 45 | 22 | 22 | 28 | 21 | 15 | 17 |
| 55 | 23 | 21 | 21 | 13 | 13 | 14 |
| 65 | 21 | 20 | 13 | 5 | 6 | 10 |
| 75 | 18 | 17 | 7 | 1 | 3 | 7 |
| 85 | 15 | 15 | 3 | 0 | 0 | 4 |
| 90 | 24 | 20 | 14 | 9 | 8 | |
| 95 | 150 | 159 | 91 | 45 | 54 | 98 |
| 105 | 389 | 381 | 223 | 184 | 175 | 274 |
| 115 | 791 | 778 | 418 | 330 | 330 | 498 |
| 125 | 1492 | 1491 | 684 | 421 | 495 | 755 |
| 135 | 2121 | 2112 | 990 | 535 | 646 | 891 |
| 145 | 2398 | 2370 | 1250 | 733 | 771 | 815 |
| 155 | 2297 | 2255 | 1458 | 891 | 645 | 667 |
| 165 | 2014 | 1977 | 1575 | 1150 | 861 | 436 |
| 175 | 1694 | 1685 | 1648 | 1629 | 1430 | 157 |
| 180 | 1632 | 1632 | 1632 | 1632 | 1632 | |

| LUMEN SUMMARY | ZONE | LUMENS | % FIXTURE |
|---------------|----------|--------|-----------|
| | 0 - 30 | 33 | 1 |
| | 0 - 40 | 53 | 1 |
| | 0 - 60 | 85 | 2 |
| | 0 - 90 | 106 | 2 |
| | 90 - 120 | 870 | 19 |
| | 90 - 150 | 3330 | 71 |
| | 90 - 180 | 4590 | 98 |
| | 0 - 180 | 4696 | 100 |

29-4-L106/835-AF-DL-DIM-UNV (Down only) Report #: 20308; 04/11/18 | Total Luminaire Output: 5353 lumens; 42.1 Watts | Efficacy: 127.1 lm/W | 83.8 CRI; 3531K CCT



| VERTICAL ANGLE | HORIZONTAL ANGLE | | | | | ZONAL LUMENS |
|----------------|------------------|------|------|------|------|--------------|
| | 0° | 45° | 90° | 135° | 180° | |
| 0 | 977 | 977 | 977 | 977 | 977 | |
| 5 | 1104 | 1086 | 1017 | 897 | 829 | 94 |
| 15 | 1358 | 1252 | 991 | 749 | 643 | 281 |
| 25 | 1676 | 1419 | 933 | 596 | 481 | 462 |
| 35 | 1977 | 1563 | 837 | 449 | 329 | 625 |
| 45 | 2164 | 1629 | 704 | 314 | 212 | 735 |
| 55 | 2130 | 1552 | 539 | 195 | 116 | 753 |
| 65 | 1851 | 1297 | 373 | 91 | 26 | 660 |
| 75 | 1509 | 931 | 206 | 0 | 0 | 486 |
| 85 | 1061 | 614 | 64 | 0 | 0 | 319 |
| 90 | 895 | 485 | 30 | 0 | 0 | |
| 95 | 778 | 383 | 31 | 0 | 0 | 210 |
| 105 | 665 | 363 | 40 | 0 | 2 | 189 |
| 115 | 701 | 402 | 55 | 3 | 9 | 196 |
| 125 | 478 | 315 | 69 | 4 | 17 | 135 |
| 135 | 359 | 250 | 82 | 7 | 18 | 92 |
| 145 | 252 | 187 | 90 | 10 | 14 | 58 |
| 155 | 180 | 140 | 99 | 11 | 6 | 35 |
| 165 | 122 | 101 | 100 | 20 | 10 | 17 |
| 175 | 75 | 68 | 99 | 44 | 35 | 5 |
| 180 | 61 | 61 | 61 | 61 | 61 | |

| LUMEN SUMMARY | ZONE | LUMENS | % FIXTURE |
|---------------|----------|--------|-----------|
| | 0 - 30 | 837 | 16 |
| | 0 - 40 | 1462 | 27 |
| | 0 - 60 | 2950 | 55 |
| | 0 - 90 | 4416 | 83 |
| | 90 - 120 | 595 | 11 |
| | 90 - 150 | 880 | 16 |
| | 90 - 180 | 937 | 18 |
| | 0 - 180 | 5353 | 100 |

ADDITIONAL CONTROL OPTIONS

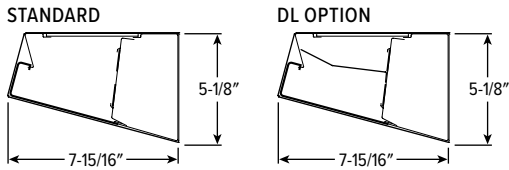
Note: Lumen restrictions apply, consult product builder at hew.com/product-builder.

| CATALOG NUMBER | DESCRIPTION |
|-----------------|---|
| DRV | Driver prewired for non-dimming applications |
| DIM | Dimming driver prewired for 0-10V low voltage applications |
| DIM1 | 1% dimming driver prewired for 0-10V low voltage applications |
| DIM LINE | Line voltage dimming driver (Must specify 120V or 277V only) |
| SD40 | 40% step-dimming driver |
| SD50 | 50% step-dimming driver |
| DALI | DALI dimming driver |
| LTE LINE | Lutron Hi-lume 1% 2-wire dimming driver forward phase line voltage controls (120V only) |
| LDE1 | Lutron Hi-lume 1% EcoSystem dimming LED driver |
| LDE5 | Lutron 5-Series 5% EcoSystem dimming LED driver |
| ELDO SOLOB | EldoLED Solodrive, 0.1% dimming driver for 0-10V controls |
| ELDO SOLOB DALI | EldoLED Solodrive, 0.1% dimming driver for DALI controls |
| ELDO ECO1 | EldoLED Ecodrive, 1% dimming driver for 0-10V controls |
| ELDO ECO1 DALI | EldoLED Ecodrive, 1% dimming driver for DALI controls |



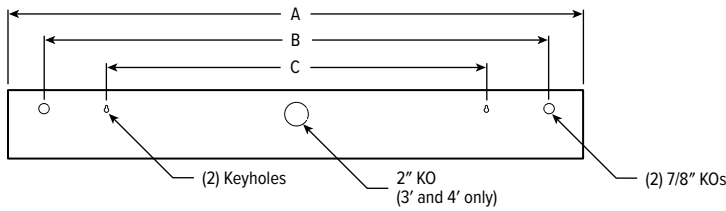
29^{LED} Up/Down Wall Mount

CROSS SECTIONS



FIXTURE DETAILS

BACKVIEW




| | A | B | C |
|----|---------|---------|---------|
| 2' | 24-5/8" | 19-1/8" | 16-1/8" |
| 3' | 36-5/8" | 31-7/8" | 29-1/8" |
| 4' | 48-5/8" | 42" | 32" |

LOW VOLTAGE CONTROLLER

| CONTROLLER | FUNCTION | |
|----------------------|--|--|
| | LOAD 1 | LOAD 2 |
| LVC1 1-circuit | - Blank, switches entire fixture U Up ¹ D Down ¹ | |
| LVC2 2-circuit | U/ Up ¹ | D Down |
| LVC3 Dimming control | DIMU 0-10V dimming for Uplight ¹ | /D Down /DIMD 0-10V dimming for Downlight |
| | DIMD 0-10V dimming for Downlight ¹ | /U Up /DIMU 0-10V dimming for Uplight |
| | DIM Dims entire fixture (not available with DL option) SEQUD Up and down sequentially switched ¹ | |

¹ Requires DL option.

FINISH OPTIONS



For custom color, please specify RAL code or a manufacturer code with description. All custom colors other than RAL require two sample swatches, minimum 1" square.