

T8 STRIP

75

SUBMITTAL:

T8

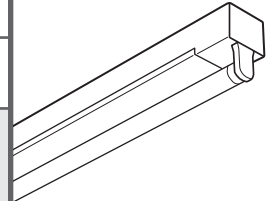
JOB:

TYPE:

VOLTAGE:

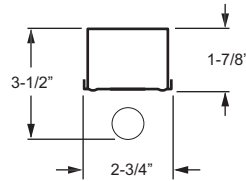
EXAMPLE → **75 - 4 - 1 32 - OPTIONS - EB1 - UNV**

SERIES NOMINAL LENGTH TOTAL WATTAGE/LAMPS TYPE OPTIONS BALLAST TYPE VOLTAGE



FEATURES

- ▶ Small profile allows inconspicuous placement in confined spaces.
- ▶ End plate serves as channel connector for continuous row applications (standard strip only).
- ▶ Factory-mounted, prewired sockets cut installation time.
- ▶ One quarter-turn fastener secures wireway cover to housing.
- ▶ Special reflectors are available for precise light distribution—consult factory.
- ▶ Ballast secured by two captive bolts and nuts to ensure a tight, reliable fit for maximum heat dissipation.
- ▶ This fixture is proudly made in the USA.



SPECIFICATIONS

Housing – 22-gauge die-formed C.R.S.
Finish – 92% minimum average reflective white polyester powder coat bonded to phosphate-free, multi-stage pretreated metal. All parts painted after fabrication to facilitate installation, increase efficiency, and inhibit corrosion.
Electrical – Electronic ballast standard, instant start T8, rated Class P.
Mounting – Surface or suspended.
Labels – UL/CUL listed as fluorescent luminaire suitable for dry or damp locations.

ORDERING INFORMATION

SERIES

75 T8 Strip

NOMINAL LENGTH

18 18"
2 2'
3 3'
4 4'
6 6'
8 8'

TOTAL LAMPS

1 or 2 (1-lamp cross-section)

LAMP WATTAGE/TYPE

15 18", 15-watt T8
17 2', 17-watt T8
25 3', 25-watt T8
32 4', 32-watt T8
59 8', 59-watt T8

OPTIONS

For generic **EM ballast** options (must specify voltage), see Fluorescent Information section. Size restrictions apply.
ALUM .032" thick aluminum fixture, painted after fabrication

ACCESSORIES

See back for **special reflectors**, ordered separately.
 See Fluorescent Information section for **mounting accessories**.
WG-7511 11-gauge white powder coat wireguard
WG-7514 14-gauge white powder coat wireguard

BALLAST TYPE

See Information section for complete ballast offering.
EB1 1-lamp electronic ballast
EB2 2-lamp electronic ballast

VOLTAGE

120 120V
277 277V
UNV 120-277V
347 347V

PHOTOMETRY

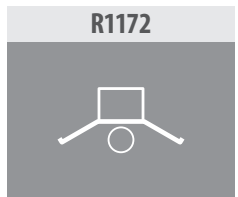
Catalog #: 75-4-132-EB1

SPECIAL REFLECTORS

Reflectors are ordered separately. For additional styles, see Fluorescent Information section.

Note: Drawings represent reflector style. Actual cross-section will vary depending on fixture/lamp configuration.

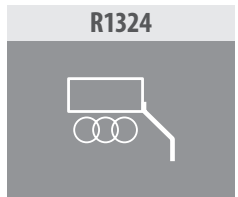
Example: R1172-4-75 REFL



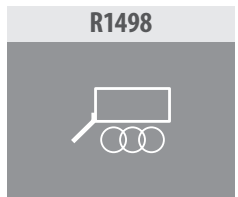
R1172




R1289



R1324



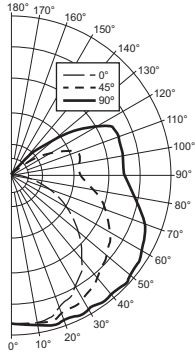
R1498



R1508

TEST REPORT INFORMATION

- ▶ Test Report #: 8589.0
- ▶ Date: 12/21/95
- ▶ Lamp Type: F32T8/SPX35/RS
- ▶ Lamp Quantity: 1



CANDLEPOWER DISTRIBUTION

Vertical Angle	Horizontal Angle			Zonal Lumens
	0°	45°	90°	
0°	485.	485.	485.	
5°	489.	489.	492.	46.7
15°	481.	496.	511.	140.5
25°	442.	477.	511.	220.7
35°	387.	451.	511.	283.3
45°	309.	416.	513.	321.4
55°	230.	385.	500.	336.9
65°	146.	338.	474.	323.3
75°	69.	285.	419.	281.1
85°	11.	230.	376.	232.8
90°	0.	217.	359.	
95°	0.	216.	359.	217.3
105°	0.	229.	361.	210.9
115°	0.	169.	358.	165.3
125°	0.	77.	235.	85.8
135°	0.	8.	108.	26.3
145°	0.	0.	11.	1.8
155°	0.	0.	0.	.0
165°	0.	0.	0.	.0
175°	0.	0.	0.	.0
180°	0.	0.	0.	

LUMEN SUMMARY

Zone	Lumens	% Lamp	% Fixture
0 - 30	408.	13.8	14.1
0 - 40	691.	23.4	23.9
0 - 60	1350.	45.7	46.6
0 - 90	2187.	74.1	75.6
90 - 120	593.	20.1	20.5
90 - 130	679.	23.0	23.5
90 - 150	707.	24.0	24.4
90 - 180	707.	24.0	24.4
Total Luminaire:			
0 - 180	2894.	98.1	100.0

Total Luminaire Optical Efficiency: **98.1%**
IES Spacing Criteria: Across = 1.6, Along = 1.3

ZONAL CAVITY COEFFICIENTS

Room Cavity Ratio	Ceiling			Wall			Floor			
	.80	.70	.50	.30	.70	.50	.30	.50	.30	.10
0	1.11	1.11	1.11	1.06	1.06	1.06	.96	.96	.96	
1	.99	.93	.88	.93	.88	.84	.80	.76	.73	
2	.88	.79	.72	.84	.75	.68	.68	.62	.58	
3	.80	.69	.60	.76	.66	.58	.59	.53	.47	
4	.73	.61	.51	.69	.58	.49	.52	.45	.40	
5	.66	.53	.44	.62	.50	.42	.46	.38	.33	
6	.61	.47	.38	.57	.45	.36	.41	.33	.28	
7	.56	.42	.33	.53	.40	.32	.36	.29	.24	
8	.51	.38	.29	.49	.36	.28	.33	.26	.21	
9	.47	.34	.26	.45	.32	.25	.29	.23	.18	
10	.44	.31	.23	.42	.29	.22	.27	.20	.16	

Effective Floor Cavity Reflectance = .20

FIXTURE DETAILS

BACK VIEW

