

4CR LED

4" Cylinder – Round

FIXTURE PERFORMANCE DATA

| | DISTRIBUTION | WATTAGE | OPEN REFLECTOR TRIM TYPE | | FLUSH LENS TRIM TYPE | | REGRESSED LENS TRIM TYPE | |
|-----|--------------|---------|--------------------------|-----------------|----------------------|-----------------|--------------------------|-----------------|
| | | | DELIVERED LUMENS | EFFICACY (lm/W) | DELIVERED LUMENS | EFFICACY (lm/W) | DELIVERED LUMENS | EFFICACY (lm/W) |
| L5 | W | 6.7 | 516 | 77 | 540 | 82 | 535 | 82 |
| | M | 6.7 | 499 | 74 | 532 | 81 | 509 | 78 |
| | N | 6.7 | 407 | 61 | 528 | 81 | 515 | 79 |
| | S | 7.8 | 451 | 58 | 624 | 79 | 602 | 77 |
| L7 | W | 8.7 | 725 | 83 | 759 | 89 | 751 | 88 |
| | M | 8.7 | 700 | 81 | 748 | 88 | 715 | 84 |
| | N | 8.7 | 572 | 66 | 742 | 87 | 723 | 85 |
| | S | 11.2 | 630 | 56 | 871 | 78 | 840 | 75 |
| L9 | W | 10.7 | 929 | 87 | 973 | 93 | 963 | 92 |
| | M | 10.7 | 898 | 84 | 958 | 92 | 917 | 88 |
| | N | 10.7 | 799 | 69 | 950 | 91 | 927 | 89 |
| | S | 14.1 | 807 | 57 | 1115 | 79 | 1075 | 76 |
| L12 | W | 14.3 | 1267 | 89 | 1327 | 95 | 1313 | 94 |
| | M | 14.3 | 1224 | 86 | 1307 | 93 | 1250 | 89 |
| | N | 14.3 | 1000 | 70 | 1296 | 93 | 1264 | 90 |
| | S | 20.4 | 1071 | 53 | 1480 | 72 | 1427 | 70 |
| L15 | W | 17.7 | 1571 | 89 | 1645 | 95 | 1628 | 94 |
| | M | 17.7 | 1518 | 86 | 1620 | 94 | 1550 | 90 |
| | N | 17.7 | 1240 | 70 | 1607 | 93 | 1567 | 91 |
| | S | 26.7 | 1326 | 50 | 1832 | 68 | 1767 | 66 |
| L20 | W | 23.9 | 2063 | 86 | 2160 | 92 | 2138 | 92 |
| | M | 23.9 | 1993 | 83 | 2127 | 91 | 2035 | 87 |
| | N | 23.9 | 1629 | 68 | 2110 | 90 | 2058 | 88 |
| | S | - | - | - | - | - | - | - |
| L25 | W | 30.1 | 2479 | 82 | 2596 | 88 | 2569 | 87 |
| | M | 30.1 | 2395 | 80 | 2556 | 87 | 2446 | 83 |
| | N | 30.1 | 1957 | 65 | - | - | - | - |
| | S | - | - | - | - | - | - | - |

MULTIPLIER TABLES

| | COLOR TEMPERATURE | |
|--------|-------------------|-------------------|
| | CCT | CONVERSION FACTOR |
| 80 CRI | 2700K | 0.92 |
| | 3000K | 0.98 |
| | 3500K | 1.00 |
| | 4000K | 1.01 |
| | 5000K | 1.02 |
| 90 CRI | 2700K | 0.76 |
| | 3000K | 0.79 |
| | 3500K | 0.82 |
| | 4000K | 0.84 |
| | 5000K | 0.88 |

| TRIM OPTIONS | |
|----------------|-------------------|
| CATALOG NUMBER | CONVERSION FACTOR |
| AD | 0.85 |
| PD | 0.85 |
| TD | 0.67 |

| | REFLECTOR FINISH | |
|--------|-------------------|-------------------|
| | CATALOG NUMBER | CONVERSION FACTOR |
| O TRIM | CS | 1.00 |
| | SG ⁽¹⁾ | 0.92 |
| | GD | 0.93 |
| | CG | 0.96 |
| | PW | 0.86 |
| | SPC | 1.02 |
| R TRIM | RG | 0.88 |
| | WH ⁽¹⁾ | 0.89 |
| | BL ⁽¹⁾ | 0.47 |
| | WH | 1.00 |

| | |
|-------------------|------|
| WH | 1.00 |
| CS ⁽¹⁾ | 0.98 |
| BL ⁽¹⁾ | 0.79 |
| BZ ⁽¹⁾ | 0.76 |
| NK ⁽¹⁾ | 0.81 |
| SV ⁽¹⁾ | 0.81 |
| AL ⁽¹⁾ | 0.86 |

¹ Distribution will also be affected, consult factory.

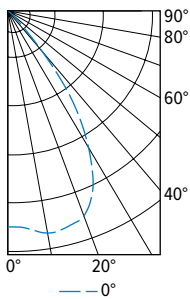
BEAM ANGLE

| | TRIM TYPE | | |
|---|-----------|-------|-----------|
| | OPEN | FLUSH | REGRESSED |
| W | 70° | 50° | 55° |
| M | 40° | 30° | 30° |
| N | 15° | 20° | 20° |
| S | 8° | 14° | 14° |

- Photometrics tested in accordance with IESNA LM-79. Results shown are based on 25°C ambient temperature.
- Wattage shown is based on 120V input.
- Results based on 3500K/80CRI and CS (O Trim Type) or WH (L and R Trim Types) Reflector Finish. Actual lumens may vary +/-5%.
- Use multiplier tables to calculate additional options.

PHOTOMETRY

4CR-L25/835-DIM-UNV-OW-CS Total Luminaire Output: 2479 lumens; 30.1 Watts | Efficacy: 82.3 lm/W | 80 CRI; 3500K CCT

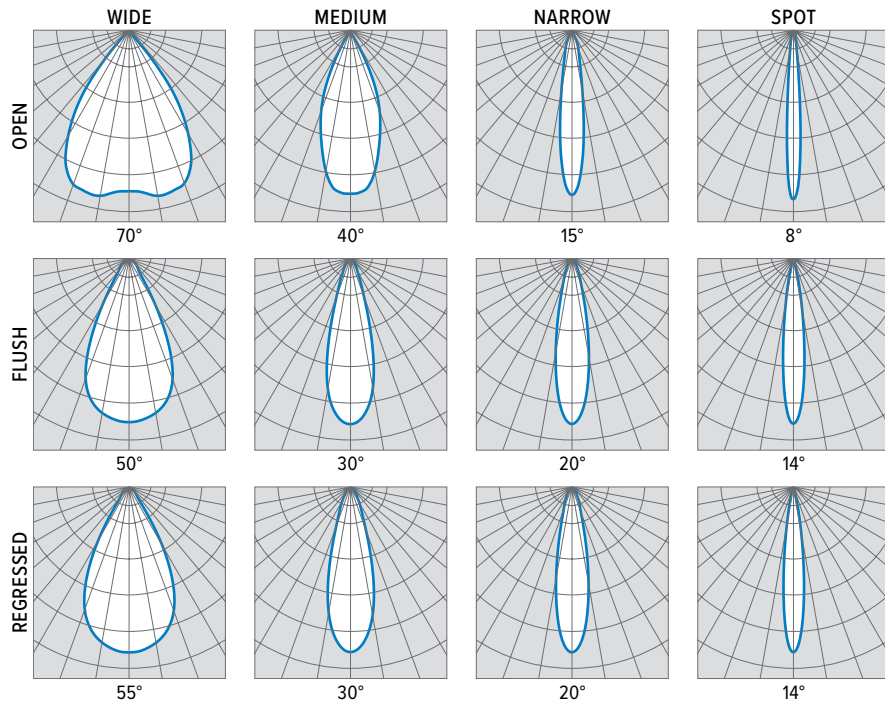


| CANDLEPOWER DISTRIBUTION | VERTICAL ANGLE | HORIZONTAL ANGLE | ZONAL LUMENS |
|--------------------------|----------------|------------------|--------------|
| | | 0° | |
| | 0 | 2011 | |
| | 5 | 2033 | 148 |
| | 15 | 2087 | 341 |
| | 25 | 1859 | 429 |
| | 35 | 1089 | 271 |
| | 45 | 150 | 39 |
| | 55 | 35 | 12 |
| | 65 | 12 | 4 |
| | 75 | 2 | 1 |
| | 85 | 0 | 0 |
| | 90 | 0 | |

| LUMEN SUMMARY | ZONE | LUMENS | % FIXTURE |
|---------------|--------|--------|-----------|
| | | 0 - 40 | 2281 |
| | 0 - 60 | 2464 | 99 |
| | 0 - 90 | 2479 | 100 |
| | 0-180 | 2479 | 100 |



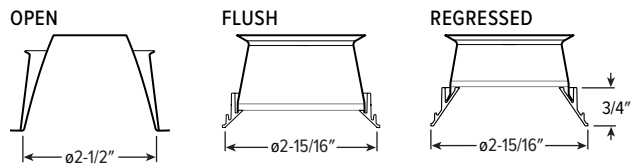
4CR^{LED} 4" Cylinder – Round




ADDITIONAL CONTROL OPTIONS

| CATALOG NUMBER | DESCRIPTION |
|----------------|---|
| DIM | Dimming driver prewired for 0-10V low voltage applications |
| DIM1 | 1% dimming driver prewired for 0-10V low voltage applications |
| DIM LINE | Line voltage dimming driver (TRIAC and ELV compatible at 120V only) |

TRIM TYPE DETAILS




HOUSING FINISH DETAILS




For custom color, please specify RAL code or a manufacturer code with description. All custom colors other than RAL require two sample swatches, minimum 1" square.

REFLECTOR FINISH DETAILS

SMOOTH FINISH



TEXTURED FINISH



4CR LED 4" Cylinder – Round

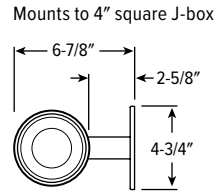
MOUNTING DETAILS

PENDANT MOUNT (PM_)



- Swivel pendant mount fixtures are provided with:
- 45° Swivel canopy
 - 3/8" IPS Threaded stem
 - Specify length of stem, 6" minimum, 24" default length

WALL MOUNT (WM)



SURFACE MOUNT (SM)



TwistLock™
Simple lift-and-twist mounting secures fixture to J-box.

CABLE MOUNT (CM_)



- Cable mount fixtures are provided with:
- Adjustable length aircraft cable, must specify length in inches
 - 18-gauge cord in choice of 9 colors, see Cord Options for ordering info.
 - One 5" canopy
 - T-bar clip with 1/4-20 stud
 - Hard ceiling anchor provided by others

POWER CORD MOUNT (PC)



- Power cord mount fixtures are provided with:
- 18-gauge cord in choice of 9 colors, see Cord Options for ordering info.
 - One 5" canopy
 - Power cord mounting adaptor

CORD OPTIONS

Must specify cord when cable and power cord mounting.

| ORDERING EXAMPLE: S2438/W | | | | |
|---------------------------|--------|--------------------|-----------------|-----------------|
| CORD TYPE | LENGTH | # CONDUCTORS | WIRE SIZE | COLOR |
| S Straight | 24 24" | 3 3 | 8 18-gauge | Standard |
| | 48 48" | 4 4 ⁽¹⁾ | | /W White |
| | 96 96" | 5 5 | | /B Black |
| | | 6 6 ⁽¹⁾ | | Braided |
| | | | | /WH White |
| | | | | /BL Black |
| | | | /BR Brass | |
| | | | /AE Aegean Blue | |
| | | | /RE Red | |
| | | | /SV Silver | |
| | | | /GU Gunmetal | |
| | | | /NK Nickel | |
| | | | /GR Gray | |

¹ Standard cord only.

COLOR DETAILS

Additional colors may be available, consult factory.

