


HIGH EFFICIENCY TROFFER

HET

1x4 | 2x2 | 2x4 T8



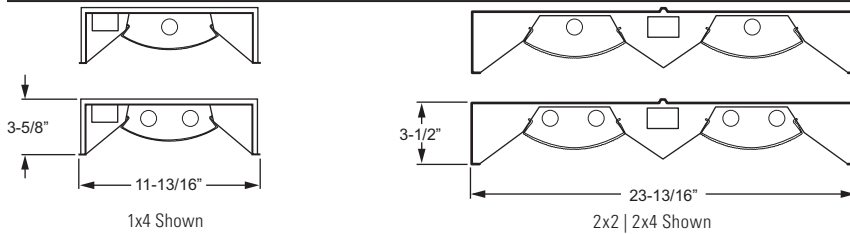
CATALOG #: _____ TYPE: _____

PROJECT: _____ NOTES: _____

EXAMPLE **HET G - S 2 4 - 2 32 - A - OPTIONS - EB2 - UNV**

SERIES CEILING FIX. NOM. NOM. TOTAL WATTAGE/ SHIELDING OPTIONS BALLAST VOLTAGE
TYPE STYLE W. L. LAMPS TYPE TYPE TYPE

CROSS SECTION



FEATURES

- ▶ Attractive and efficient architectural troffer delivers comfortable, uniform illumination.
- ▶ Frosted acrylic diffusers combined with highly reflective matte white paint provide high optical efficiencies and visual comfort.
- ▶ One-piece diffusers eliminate the need for separate overlays.
- ▶ Shallow fixture depth allows for use in limited plenum applications.
- ▶ Companion HET/HES products available.
- ▶ Tool-less access to electrical from room side of fixture.
- ▶ Integral T-bar clips quickly secure fixture to structure.
- ▶ This fixture is proudly made in the USA.

ORDERING INFORMATION

SERIES
HET High Efficiency Troffer

CEILING TYPE
G NEMA Type "G"
For flange installations use the Drywall Kit (DFK), ordered separately, see [Technical Info](#).

FIXTURE STYLE
S Static, no air capability

NOMINAL WIDTH

1	1'
2	2'

NOMINAL LENGTH

2	2' (2' width only)
4	4'

TOTAL LAMPS

1 or 2	(1x4)
2 or 4	(2x2 and 2x4; 4-lamp available with T5S only)

LAMP WATTAGE/TYPE

2' LAMP OPTIONS:
17 2', 17-watt T8

4' LAMP OPTIONS:
32 4', 32-watt T8

SHIELDING
A Acrylic lens

OPTIONS
See Technical Info for [generic EM ballast options](#) (must specify voltage).
EQCLIPS Earthquake clips (4 per fixture)
CP Chicago Plenum (CCEA)

BALLAST TYPE
See Technical Info for complete [ballast offering](#).
EB1 1-lamp electronic ballast
EBSD1*S50 1-lamp electronic ballast, step-dimming to 50% power
EB2 2-lamp electronic ballast
EBSD2*S50 2-lamp electronic ballast, step-dimming to 50% power
EB4 4-lamp electronic ballast
EB2/2 (2) 2-lamp electronic ballasts
EBSD2/2*S50 (2) 2-lamp electronic ballasts, step-dimming to 50% power

VOLTAGE

120	120V
277	277V
UNV	120-277V
347	347V

PHOTOMETRY – 2x4

Catalog #: **HETG-S24-232-A**

SPECIFICATIONS

Housing – 22-gauge die-formed C.R.S.
Shielding – Ribbed acrylic diffuser.
Finish – Highly reflective non-glare matte white polyester powder coat bonded to phosphate-free, multi-stage pretreated metal. All parts painted after fabrication to facilitate installation, increase efficiency, and inhibit corrosion.

Electrical – Electronic ballast standard, instant start T8, rated Class P.

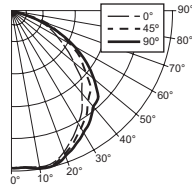
Mounting – NEMA Type "G" standard. For flange installations use the Drywall Kit (DFK), ordered separately, see [Technical Info](#).

Labels –

- UL/CUL listed as recessed fluorescent luminaire suitable for dry or damp locations.
- City of Chicago Environmental Air approved when specified with CP option.

TEST REPORT INFORMATION

- ▶ Test Report #: 13270.0
- ▶ Date: 09/28/06
- ▶ Lamp Type: F32T8/835/RS
- ▶ Lamp Quantity: 2



ZONAL CAVITY COEFFICIENTS

	Ceiling			Wall			Floor		
	.80	.70	.50	.70	.50	.30	.50	.30	.10
0	1.06	1.06	1.06	1.04	1.04	1.04	.99	.99	.99
1	.98	.95	.91	.96	.93	.90	.89	.86	.84
2	.90	.84	.78	.88	.82	.77	.79	.75	.71
3	.83	.75	.68	.81	.73	.67	.71	.65	.61
4	.76	.66	.59	.74	.65	.59	.63	.57	.53
5	.70	.59	.51	.68	.58	.51	.56	.50	.45
6	.64	.53	.45	.63	.52	.45	.50	.44	.39
7	.59	.47	.40	.58	.47	.39	.45	.39	.34
8	.54	.42	.35	.54	.42	.35	.41	.34	.29
9	.50	.38	.31	.49	.37	.30	.36	.30	.25
10	.46	.34	.27	.45	.34	.27	.33	.27	.22

Effective Floor Cavity Reflectance = .20

CANDLEPOWER DISTRIBUTION

Vertical Angle	Horizontal Angle			Zonal Lumens
	0°	45°	90°	
0	1880.	1880.	1880.	
5	1881.	1881.	1883.	179.6
15	1881.	1899.	1915.	538.2
25	1684.	1728.	1773.	799.8
35	1441.	1530.	1611.	959.4
45	1165.	1324.	1455.	1019.9
55	791.	983.	1097.	865.3
65	484.	650.	616.	591.8
75	230.	269.	202.	261.3
85	52.	33.	24.	40.6
90	0.	0.	0.	

LUMEN SUMMARY

Zone	Lumens	% Lamp	% Fixture
0 - 30	1518.	25.7	28.9
0 - 40	2477.	42.0	47.1
0 - 60	4362.	73.9	83.0
0 - 90	5256.	89.1	100.0
Total Luminaire:			
0 - 180	5256.	89.1	100.0

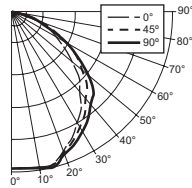
Total Luminaire Optical Efficiency: 89.1%
 Spacing Criteria: Across: 1.3
 Diagonal: 1.3
 End: 1.2

PHOTOMETRY – 1x4

Catalog #: **HETG-S14-132-A**

TEST REPORT INFORMATION

- ▶ Test Report #: 13269.0
- ▶ Date: 09/27/06
- ▶ Lamp Type: F32T8/835/RS
- ▶ Lamp Quantity: 1



ZONAL CAVITY COEFFICIENTS

	Ceiling			Wall			Floor		
	.80	.70	.50	.70	.50	.30	.50	.30	.10
0	1.07	1.07	1.07	1.05	1.05	1.05	1.0	1.0	1.0
1	1.0	.96	.93	.97	.94	.91	.90	.88	.85
2	.92	.85	.80	.90	.84	.79	.81	.76	.73
3	.85	.76	.70	.82	.75	.69	.72	.67	.63
4	.78	.68	.61	.76	.67	.60	.65	.59	.54
5	.71	.60	.53	.69	.59	.52	.58	.51	.46
6	.66	.54	.47	.64	.53	.46	.52	.45	.41
7	.60	.49	.41	.59	.48	.41	.47	.40	.35
8	.56	.44	.36	.54	.43	.36	.42	.35	.31
9	.51	.39	.32	.50	.39	.32	.38	.31	.27
10	.47	.36	.28	.46	.35	.28	.34	.28	.24

Effective Floor Cavity Reflectance = .20

CANDLEPOWER DISTRIBUTION

Vertical Angle	Horizontal Angle			Zonal Lumens
	0°	45°	90°	
0	990.	990.	990.	
5	993.	993.	993.	94.8
15	1000.	1005.	1015.	285.3
25	884.	905.	925.	418.7
35	758.	800.	835.	501.1
45	600.	670.	730.	517.3
55	407.	497.	519.	429.3
65	247.	304.	266.	277.8
75	117.	119.	84.	118.1
85	23.	9.	7.	13.9
90	0.	0.	0.	

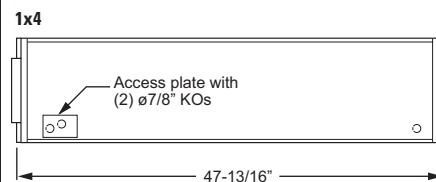
LUMEN SUMMARY

Zone	Lumens	% Lamp	% Fixture
0 - 30	799.	27.1	30.1
0 - 40	1300.	44.1	48.9
0 - 60	2246.	76.2	84.6
0 - 90	2656.	90.0	100.0
Total Luminaire:			
0 - 180	2656.	90.0	100.0

Total Luminaire Optical Efficiency: 90.0%
 Spacing Criteria: Across: 1.3
 Diagonal: 1.3
 End: 1.2

FIXTURE DETAIL

BACK VIEW



2x2 | 2x4

