

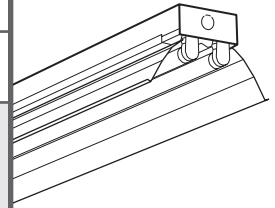
SUBMITTAL:

T8

JOB:

TYPE:

VOLTAGE:



EXAMPLE

88 - 4 - 1 32 - ND - OPTIONS - EBHW1 - UNV

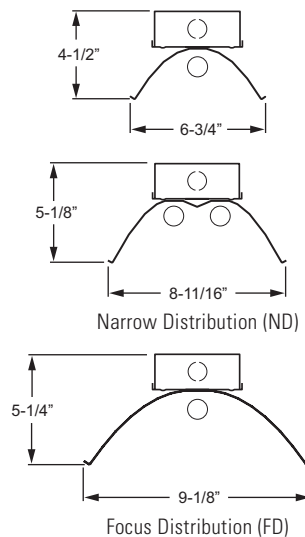
SERIES NOMINAL LENGTH TOTAL WATTAGE/ LAMPS TYPE DISTRIBUTION OPTIONS/ ACCESSORIES BALLAST TYPE VOLTAGE

FEATURES

- ▶ Up to **98.2% optical efficiency**.
- ▶ Reflector options provide choice of focused or narrow light beam distributions.
- ▶ Mounting options include stem, chain, or surface.
- ▶ Factory-mounted, prewired sockets and hinging/locking lamp brackets reduce installation time.
- ▶ This fixture is proudly made in the USA.

DISTRIBUTION DATA

Cross-Section	Distribution	Spacing Criteria		
		End	Diagonal	Across
1-lamp T8	Focus (FD)	1.3	0.5	0.4
1-lamp T8	Narrow (ND)	1.2	0.7	0.6
2-lamp T8	Narrow (ND)	1.3	1.0	0.7



SPECIFICATIONS

Housing – 22-gauge die-formed C.R.S.
Reflector – Precision-formed 95% reflective highly specular aluminum.
Finish – 92% minimum average reflective white polyester powder coat bonded to phosphate-free, multi-stage pretreated metal. All parts painted after fabrication to facilitate installation, increase efficiency, and inhibit corrosion.
Electrical – Electronic ballast standard, instant start T8, rated Class P.
Mounting – Stem, chain, or surface.
Labels – UL/CUL listed as fluorescent luminaire suitable for dry or damp locations.
Warranty – 5-year limited warranty, see hew.com/warranty.

ORDERING INFORMATION

SERIES

88 Narrow Aisle Lighter

NOMINAL LENGTH

4 4'
8 8'

TOTAL LAMPS

1, 2, or 4 (1- or 2-lamp cross-section)

LAMP WATTAGE/TYPE

32 4', 32-watt T8

DISTRIBUTION (Must specify)

FD Focus distribution (1-lamp cross-section only)
ND Narrow distribution (1- or 2-lamp cross-section)

OPTIONS/ACCESSORIES

For generic EM ballast options (must specify voltage), see [Technical Info](#).

See back for mounting and accessory details.

SS-12 Single stem and canopy, 12"
SWS-12 Swivel stem and canopy, 12"

OPTIONS/ACCESSORIES (Continued)

320 1-1/2" ceiling spacer
GAT GAT fastener (T-bar clip)
VBY (2) Y-hangers
VBY-2 (2) Y-hangers and (2) 2' chains

BALLAST TYPE

EB1 1-lamp electronic ballast
EBHW1 1-lamp high-wattage electronic ballast
EB2 2-lamp electronic ballast
EBHW2 2-lamp high-wattage electronic ballast
EB4 4-lamp electronic ballast
EB2/2 (2) 2-lamp electronic ballasts

VOLTAGE

120 120V
208 208V
240 240V
277 277V
UNV 120-277V
347 347V



T8

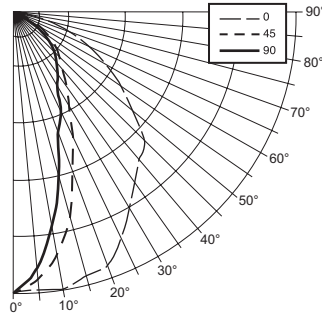
PHOTOMETRY

Catalog #: 88-4-132-ND-EBHW1¹

TEST REPORT INFORMATION

- ▶ Test Report #: 13523.1 BF
- ▶ Date: 04/16/07
- ▶ Lamp Type: F32T8/835/RS
- ▶ Lamp Quantity: 1

¹ Tested with a 1.2 ballast factor



CANDLEPOWER DISTRIBUTION

Vertical Angle	Horizontal Angle			Zonal Lumens
	0°	45°	90°	
0°	2516.	2516.	2516.	
5°	2489.	2413.	2332.	230.6
15°	2443.	1926.	1570.	558.1
25°	2251.	1251.	996.	664.6
35°	1884.	832.	689.	639.3
45°	1663.	588.	524.	590.7
55°	1182.	393.	326.	447.1
65°	755.	220.	82.	257.3
75°	326.	22.	1.	82.9
85°	29.	0.	0.	7.4
90°	0.	0.	0.	

ZONAL CAVITY COEFFICIENTS

	Ceiling			Wall			Floor		
	.80	.70	.50	.70	.50	.30	.50	.30	.10
Room Cavity Ratio 0	1.17	1.17	1.17	1.14	1.14	1.14	1.09	1.09	1.09
1	1.10	1.06	1.03	1.07	1.04	1.01	1.00	.98	.96
2	1.02	.96	.91	1.00	.94	.90	.91	.87	.84
3	.95	.87	.81	.93	.86	.80	.83	.78	.74
4	.89	.79	.72	.87	.78	.71	.76	.70	.65
5	.82	.71	.64	.80	.70	.64	.69	.62	.58
6	.76	.65	.58	.75	.64	.57	.63	.56	.52
7	.71	.60	.52	.70	.59	.52	.57	.51	.46
8	.66	.54	.47	.65	.54	.47	.52	.46	.41
9	.61	.49	.42	.60	.49	.42	.48	.41	.37
10	.57	.45	.38	.56	.45	.38	.44	.38	.33

Effective Floor Cavity Reflectance = .20

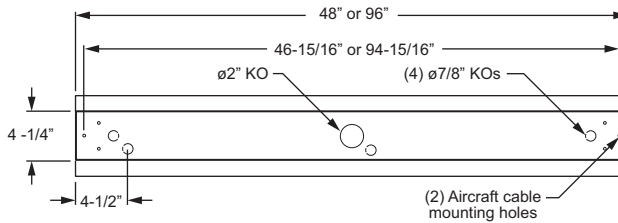
LUMEN SUMMARY

Zone	Lumens	% Lamp	% Fixture
0 - 30	1453.	41.1	41.8
0 - 40	2093.	59.1	60.2
0 - 60	3130.	88.4	90.0
0 - 90	3478.	98.2	100.0
Total Luminaire:			
0 - 180	3478.	98.2	100.0

Total Luminaire Optical Efficiency: **98.2%**
 IES Spacing Criteria: End = 1.2
 Diagonal = 0.7
 Across = 0.6

FIXTURE DETAILS

BACK VIEW



MOUNTING OPTIONS

