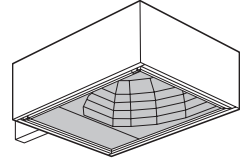


21" X 27" RECTANGULAR AREA LIGHT

OEZ2127



SUBMITTAL:

JOB:

TYPE:

VOLTAGE:

EXAMPLE:

OEZ2127 - 400PSMH120 - T3 - S - SQ - DBR - OPTIONS

SERIES

ELECTRICAL PACKAGE

DIST.

MOUNTING CONFIG.

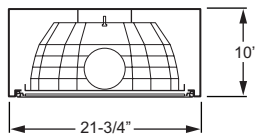
MOUNTING POINT

FINISH OPTIONS

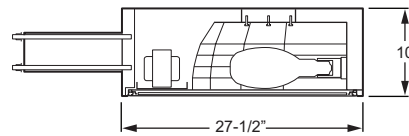
OPTIONS/ACCESSORIES

SERIES

OEZ2127 — Easy-access design features include tool-less access to a removable ballast tray and on-site rotatable reflector.



FRONT VIEW



SIDE VIEW

Single fixture, standard arm mount:
EPA: 2.47/Weight: 47 Lbs.

OEZ2127 SERIES

HOUSING — Fabricated .080" aluminum is internally welded for strength and appearance.

DOOR — Extruded aluminum frame with mitered corners, stainless steel hinges and slide-action latches to provide easy access to ballast, lamp and reflector. Clear anodized finish.

LENS — Clear, .187" thick high-impact, heat-resistant tempered glass, secured with spring-tension glass clips, sealed with silicone.

ELECTRICAL PACKAGE (Must specify)

PULSE START METAL HALIDE

Lamp:	BT28	BT28	BT37
Socket:	E39 Mogul	E39 Mogul	E39 Mogul
ANSI Ballast Code:	M153	M154	M155
	250PSMH120	320PSMH120	400PSMH120
	250PSMH208	320PSMH208	400PSMH208
	250PSMH240	320PSMH240	400PSMH240
	250PSMH277	320PSMH277	400PSMH277
	250PSMH347	320PSMH347	400PSMH347
	250PSMH480	320PSMH480	400PSMH480

HIGH PRESSURE SODIUM

Lamp:	E17	ET18	ET18
Socket:	E26 Medium	E39 Mogul	E39 Mogul
ANSI Ballast Code:	S55	S50	S51
	150HPS120	250HPS120	400HPS120
	150HPS208	250HPS208	400HPS208
	150HPS240	250HPS240	400HPS240
	150HPS277	250HPS277	400HPS277
	150HPS347	250HPS347	400HPS347
	150HPS480	250HPS480	400HPS480

ELECTRICAL PACKAGE

PSMH — Rated -20°F minimum starting temperature.

HPS — Rated -40°F minimum starting temperature.

All PSMH and HPS electrical packages include porcelain socket. Core and coil ballast mounted on removable ballast tray. Prewired at factory to a disconnect plug for easy field installation. HX-HPF or CWA ballast type standard. Lamp is optional, please specify when ordering.

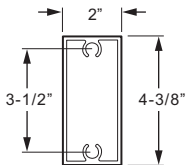


REFLECTOR

Tool-less access to the segmented, 95% reflective highly specular aluminum reflector in a high-reflectance white frame. Secured with thumb screws, the reflector can be rotated in 90° increments allowing orientation to be altered on-site.

MOUNTING

Extruded aluminum rectangular arm mount (standard).



DISTRIBUTION (Must specify)



T2
Type II



T3
Type III



TFT
Type forward throw



T5
Type V

MOUNTING CONFIGURATION (Must specify)

(EPA shown for arm mount noted below)



S Single
EPA: 2.47
11" Arm



D90 Double 90°
EPA: 4.51
13" Arm



D180 Double 180°
EPA: 4.94
11" Arm



T90 Triple 90°
EPA: 6.14
13" Arm



T120 Triple 120°
EPA: 5.06
11" Arm
Round pole only



Q90 Quad 90°
EPA: 6.14
13" Arm

MOUNTING POINT (Must specify)

SQ Square pole mount (standard)

RSD¹ Round straight arm mount¹

TM Tenon mount (Pole top tenon mount must be ordered separately. For all tenon options see Pole Top Assemblies.)

WM² Wall mount²

¹ Pole top diameter must be specified at time of order. EXAMPLE: 3" Pole top diameter = RSD300.

² Must anchor to appropriate wall construction.

FINISH OPTIONS (Must specify)

BLK Black (RAL #9004)

GRN Green (RAL #6005)

DBZ Dark bronze

SLV Satin aluminum (RAL #9006)

DBR Medium bronze

WHT White (RAL #9003)

GRAY Standard gray

RAL#_____ Specify custom color

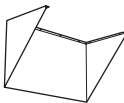
OPTIONS

SF Single fuse (120V, 277V, or 347V only; must specify voltage)

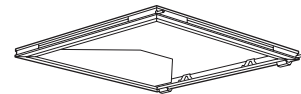
DF Double fuse (208V, 240V, or 480V only; must specify voltage)

PC Factory-installed photocell (120V, 208V, or 277V only; must specify voltage)

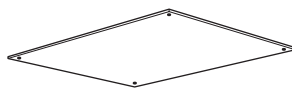
ACCESSORIES



EHS 21-3/4" x 10-13/16" External house shield
EPA: 2.45/Weight: 3.0 Lbs.



DHS Door-mounted house shield



PVS Polycarbonate vandal shield
Weight: 5.0 Lbs.

LABELS

cCSAus certified as luminaire suitable for wet locations.

