

# 8" ROUND ALUMINUM BOLLARD

# OSA8R

**SUBMITTAL:**

**JOB:**

**TYPE:**

**VOLTAGE:**



**CFL**

EXAMPLE

**OSA8R - 42TUNV - AC - FT - DBR - AB - OPTIONS**

SERIES

ELECTRICAL PACKAGE

SHIELD/ REFLECTOR

HOUSING TOP

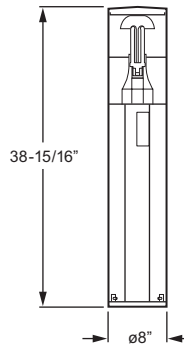
FINISH OPTIONS

ANCHOR BOLTS

OPTIONS

## FEATURES

- ▶ The versatile OSA8R Series round aluminum bollard offers a variety of shield-types and top designs for use in assorted low-light applications.
- ▶ Available with flat or dome top.
- ▶ This fixture is proudly made in the USA.



Shown with AC and FT  
Weight: 22 Lbs.  
See back for additional cross-sections

## SPECIFICATIONS

**Housing** – Fabricated aluminum, minimum .125" thick.

**Housing Top** – Spun aluminum, minimum .125" thick.

**Shield/Reflector** – Type V distribution. Acrylic (AC or AS): UV stabilized clear acrylic cylinder sealed with silicone. Highly specular spun aluminum cone or stack reflector. Louvered (CG): Cast aluminum grill, .188" thick with a clear glass vapor jar in a cast shell, sealed with a closed-cell neoprene gasket.

**Electrical** – Rewired at factory for easy field installation. Lamp is optional, please specify when ordering. Rated 0°F minimum starting temperature.

**Finish** – Super durable polyester powder coat bonded to phosphate-free, multi-stage pretreated metal, meets and exceeds AAMA 2604 specifications for outdoor durability.

**Mounting** – Three-point cast aluminum base. For accurate installation a full-scale mounting template is provided with every bollard and anchor bolt order.

**Labels** – cCSAus certified as luminaire suitable for wet locations.

## ORDERING INFORMATION

### SERIES

**OSA8R** 8" Round Aluminum Bollard

### ELECTRICAL PACKAGE

WATTAGE	18-WATT	26-WATT		32-WATT	42-WATT
SOCKET	G24q-2	G24q-3	GX24q-3	GX24q-3	GX24q-4
CATALOG NUMBER	18Q120	26Q120	26T120	32T120	42T120
	18Q208	26Q208	26T208	32T208	42T208
	18Q240	26Q240	26T240	32T240	42T240
	18Q277	26Q277	26T277	32T277	42T277
	18QUNV	26QUNV	26TUNV	32TUNV	42TUNV
	18Q347	26Q347	26T347	32T347	42T347

### SHIELD/REFLECTOR

See back for shielding details.

**AC** Acrylic lens with cone reflector  
**AS** Acrylic lens with stack reflector  
**CG** Cast aluminum grill

### HOUSING TOP

**DT** Dome top  
**FT** Flat top

### FINISH OPTIONS

**BLK** Black (RAL #9004)  
**DBZ** Dark bronze  
**DBR** Medium bronze  
**GRAY** Standard gray  
**GRN** Green (RAL #6005)  
**SLV** Satin aluminum (RAL #9006)  
**WHT** White (RAL #9003)  
**RAL#**\_\_\_\_\_ Specify custom color

### ANCHOR BOLTS

**AB**<sup>1</sup> Anchor bolts (3 each, shipped with fixture)<sup>1</sup>  
**LAB** Less anchor bolts  
**PAB**<sup>1</sup> Pre-shipped anchor bolts (3 each)<sup>1</sup>

### OPTIONS

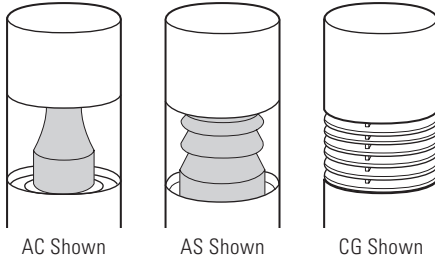
**SF** Single fuse (120V, 277V, or 347V only; must specify voltage)  
**DF** Double fuse (208V or 240V only; must specify voltage)

<sup>1</sup> Three 3/8" x 12" cast-in galvanized steel anchor J-bolts. Mounting template included.

CFL

## FIXTURE DETAILS

### SHIELDING

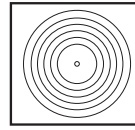


AC Shown

AS Shown

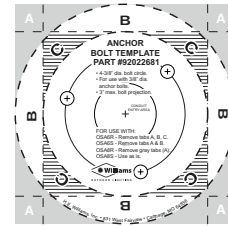
CG Shown

### DISTRIBUTION



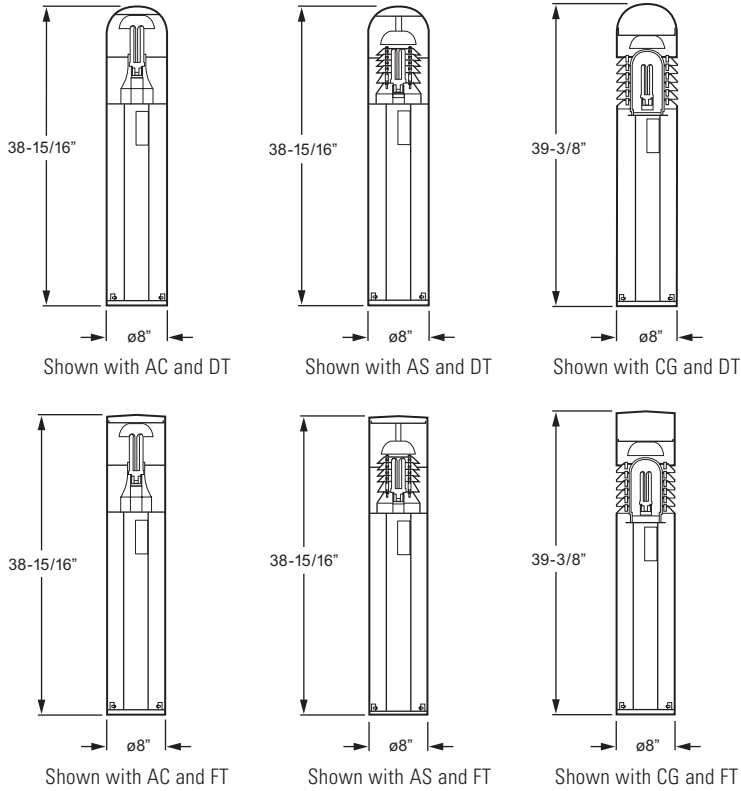
Type V

### MOUNTING TEMPLATE



Mounting template is provided with each order. A pdf file (not to scale) of the mounting template is available at [www.hewilliams.com](http://www.hewilliams.com).

### CROSS-SECTIONS



Shown with AC and DT

Shown with AS and DT

Shown with CG and DT

Shown with AC and FT

Shown with AS and FT

Shown with CG and FT