

# 8" SQUARE ALUMINUM BOLLARD

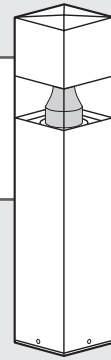
# OSA8S

**SUBMITTAL:**

**JOB:**

**TYPE:**

**VOLTAGE:**



CFL

EXAMPLE

**OSA8S - 42TUNV - AC - FT - DBR - AB - OPTIONS**

SERIES

ELECTRICAL PACKAGE

SHIELD/ REFLECTOR

HOUSING TOP

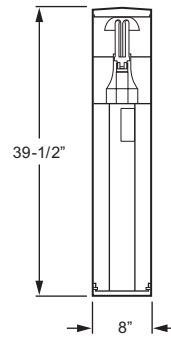
FINISH OPTIONS

ANCHOR BOLTS

OPTIONS

## FEATURES

- ▶ The versatile OSA8S Series square aluminum bollard is made with quality construction and features several shielding and housing top options for numerous design possibilities.
- ▶ Available with flat or peak top.
- ▶ This fixture is proudly made in the USA.



Shown with AC and FT  
Weight: 24 Lbs.

See back for additional cross-sections

## SPECIFICATIONS

**Housing** – Fabricated aluminum, minimum .125" thick.

**Housing Top** – Fabricated aluminum, minimum .125" thick.

**Shield/Reflector** – Type V distribution. Acrylic (AC or AS): UV stabilized clear acrylic sealed with silicone. Highly specular spun aluminum cone or stack reflector. Louvered (CG): Cast aluminum grill, .188" thick with a clear glass vapor jar in a cast shell, sealed with a closed-cell neoprene gasket.

**Electrical** – Pre-wired at factory for easy field installation. Lamp is optional, please specify when ordering. Rated 0°F minimum starting temperature.

**Finish** – Super durable polyester powder coat bonded to phosphate-free, multi-stage pretreated metal, meets and exceeds AAMA 2604 specifications for outdoor durability.

**Mounting** – Three-point cast aluminum base. For accurate installation a full-scale mounting template is provided with every bollard and anchor bolt order.

**Labels** – cCSAus certified as luminaire suitable for wet locations.

## ORDERING INFORMATION

### SERIES

**OSA8S** 8" Square Aluminum Bollard

### ELECTRICAL PACKAGE

WATTAGE	18-WATT	26-WATT	32-WATT	42-WATT	
SOCKET	G24q-2	G24q-3	GX24q-3	GX24q-4	
CATALOG NUMBER	18Q120	26Q120	26T120	32T120	42T120
	18Q208	26Q208	26T208	32T208	42T208
	18Q240	26Q240	26T240	32T240	42T240
	18Q277	26Q277	26T277	32T277	42T277
	18QUNV	26QUNV	26TUNV	32TUNV	42TUNV
	18Q347	26Q347	26T347	32T347	42T347

### SHIELD/REFLECTOR

See back for shielding details.

**AC** Acrylic lens with cone reflector  
**AS** Acrylic lens with stack reflector  
**CG** Cast aluminum grill

### HOUSING TOP

**FT** Flat top  
**PT** Peak top

### FINISH OPTIONS

**BLK** Black (RAL #9004)  
**DBZ** Dark bronze  
**DBR** Medium bronze  
**GRAY** Standard gray  
**GRN** Green (RAL #6005)  
**SLV** Satin aluminum (RAL #9006)  
**WHT** White (RAL #9003)  
**RAL#** \_\_\_\_\_ Specify custom color

### ANCHOR BOLTS

**AB<sup>1</sup>** Anchor bolts (3 each, shipped with fixture)<sup>1</sup>  
**LAB** Less anchor bolts  
**PAB<sup>1</sup>** Pre-shipped anchor bolts (3 each)<sup>1</sup>

### OPTIONS

**SF** Single fuse (120V, 277V, or 347V only; must specify voltage)  
**DF** Double fuse (208V or 240V only; must specify voltage)

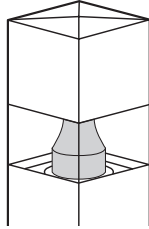
<sup>1</sup> Three 3/8" x 12" cast-in galvanized steel anchor J-bolts. Mounting template included.



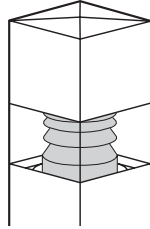
CFL

## FIXTURE DETAILS

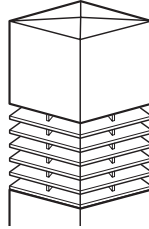
### SHIELDING



AC Shown

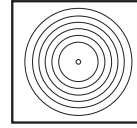


AS Shown



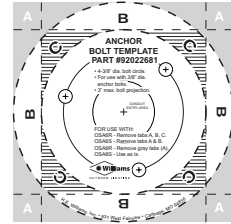
CG Shown

### DISTRIBUTION



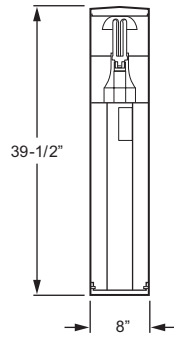
Type V

### MOUNTING TEMPLATE

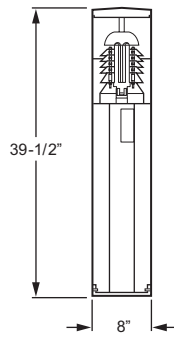


Mounting template is provided with each order. A pdf file (not to scale) of the mounting template is available at [www.hewilliams.com](http://www.hewilliams.com).

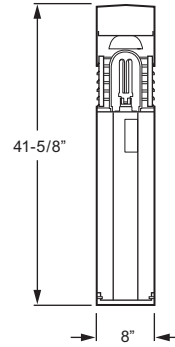
### CROSS-SECTIONS



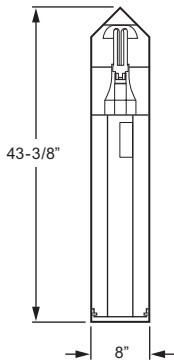
Shown with AC and FT



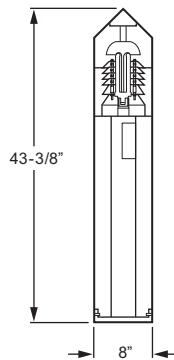
Shown with AS and FT



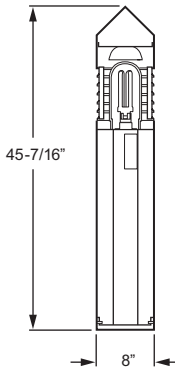
Shown with CG and FT



Shown with AC and PT



Shown with AS and PT



Shown with CG and PT