

8" ROUND CONCRETE BOLLARD

OSC8R

SUBMITTAL:

CFL

JOB:

TYPE:

VOLTAGE:



EXAMPLE

OSC8R - 42TUNV - VG - FT - NC - DBR - AB - OPTIONS

SERIES

ELECTRICAL PACKAGE

SHIELD

HOUSING TOP

HOUSING COLOR

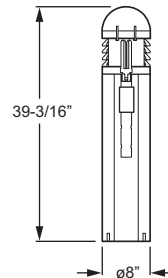
SHIELD FINISH

ANCHOR BOLTS

OPTIONS

FEATURES

- ▶ Available with flat- or dome-shaped concrete top.
- ▶ Horizontal, vertical or louvered shields provide Type V distribution in a variety of styles.
- ▶ Concrete top and cast aluminum shield remove as one unit to provide access to lamp and removable ballast tray.
- ▶ Natural concrete housing complements gardens, pathways and pedestrian-area applications.
- ▶ This fixture is proudly made in the USA.



Shown with LG and DT
See back for additional cross-sections and fixture weights

SPECIFICATIONS

Housing – Prestressed, reinforced, cast hollow core concrete with a light sand blasted finish.

Housing Top – Cast, prestressed, reinforced concrete.

Shield – Cast aluminum grill, .188" thick with opal (HG or VG) or clear (LG) UV stabilized acrylic diffuser. Shield is secured to housing with stainless steel tamper-resistant hardware. Type V distribution.

Shield Finish – Super durable polyester powder coat bonded to phosphate-free, multi-stage pretreated metal, meets and exceeds AAMA 2604 specifications for outdoor durability.

Electrical – Prewired at factory. Ballast mounted on removable tray for ease of maintenance. Lamp is optional, please specify when ordering. Rated 0°F minimum starting temperature

Mounting – Four-point, hot dip galvanized carbon steel base. For accurate installation a full-scale mounting template is provided with every bollard and anchor bolt order.

Labels – cETLus conforms to UL STD 1598; Certified to CAN/CSA STD C22.2 No. 250.0. Suitable for wet locations.

ORDERING INFORMATION

SERIES

OSC8R 8" Round Concrete Bollard

ELECTRICAL PACKAGE

WATTAGE	18-WATT	26-WATT		32-WATT	42-WATT
SOCKET	G24q-2	G24q-3	GX24q-3	GX24q-3	GX24q-4
CATALOG NUMBER	18Q120	26Q120	26T120	32T120	42T120
	18Q208	26Q208	26T208	32T208	42T208
	18Q240	26Q240	26T240	32T240	42T240
	18Q277	26Q277	26T277	32T277	42T277
	18QUNV	26QUNV	26TUNV	32TUNV	42TUNV
	18Q347	26Q347	26T347	32T347	42T347

SHIELD

HG Horizontal cast grill with opal diffuser
LG Louvered cast grill with clear diffuser
VG Vertical cast grill with opal diffuser

HOUSING TOP

DT Dome top
FT Flat top

HOUSING COLOR

NC Natural concrete color (standard)
CC Specify custom concrete color (consult factory)

SHIELD FINISH

BLK Black (RAL #9004)
DBZ Dark bronze
DBR Medium bronze
GRAY Standard gray
GRN Green (RAL #6005)
SLV Satin aluminum (RAL #9006)
WHT White (RAL #9003)
RAL# Specify custom color

ANCHOR BOLTS

AB¹ Anchor bolts (4 each, shipped with fixture)¹
LAB Less anchor bolts
PAB¹ Pre-shipped anchor bolts (4 each)¹

OPTIONS

SF Single fuse (120V, 277V, or 347V only; must specify voltage)
DF Double fuse (208V or 240V only; must specify voltage)

¹ Four 3/8" x 12" cast-in galvanized steel anchor J-bolts. Mounting template included.

FIXTURE DETAILS

SHIELDING

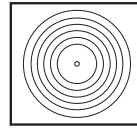


HG Shown

LG Shown

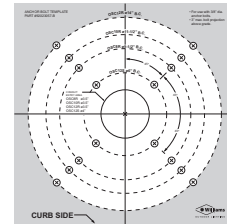
VG Shown

DISTRIBUTION



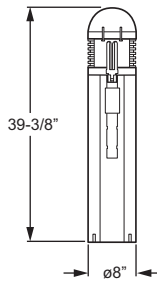
Type V

MOUNTING TEMPLATE

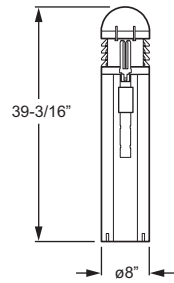


Mounting template is provided with each order. A pdf file (not to scale) of the mounting template is available at www.hewilliams.com.

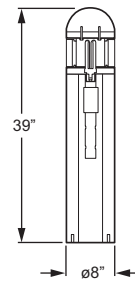
CROSS-SECTIONS AND WEIGHTS



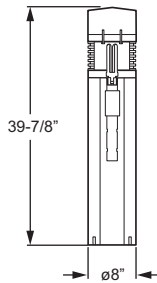
Shown with HG and DT
Weight: 113 Lbs.



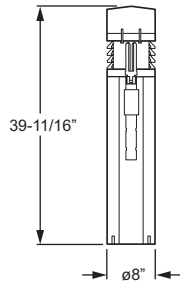
Shown with LG and DT
Weight: 112 Lbs.



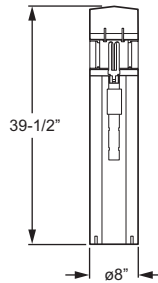
Shown with VG and DT
Weight: 111 Lbs.



Shown with HG and FT
Weight: 115 Lbs.



Shown with LG and FT
Weight: 114 Lbs.



Shown with VG and FT
Weight: 113 Lbs.