

# 12" SQUARE CONCRETE BOLLARD

# OSC12S

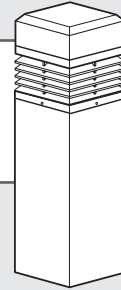
**SUBMITTAL:**

**JOB:**

**TYPE:**

**VOLTAGE:**

**CFL**



EXAMPLE

**OSC12S - 42TUNV - LG - FT - NC - DBR - AB - OPTIONS**

SERIES

ELECTRICAL PACKAGE

SHIELD

HOUSING TOP

HOUSING COLOR

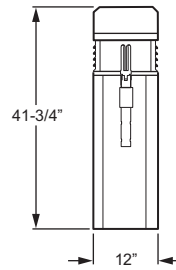
SHIELD FINISH

ANCHOR BOLTS

OPTIONS

## FEATURES

- ▶ Available with a choice of flat- or peak-shaped concrete top.
- ▶ Horizontal or louvered shields provide Type V distribution in a variety of styles.
- ▶ Concrete top and cast aluminum shield remove as one unit to provide access to lamp and removable ballast tray.
- ▶ Natural concrete housing complements gardens, pathways and pedestrian-area applications.
- ▶ This fixture is proudly made in the USA.



Shown with LG and FT  
See back for additional cross-sections and fixture weights

## SPECIFICATIONS

**Housing** – Prestressed, reinforced, cast hollow core concrete with a light sand blasted finish.

**Housing Top** – Cast, prestressed, reinforced concrete.

**Shield** – Cast aluminum grill, .188" thick with opal (HG) or clear (LG) UV stabilized acrylic diffuser. Shield is secured to housing with stainless steel tamper-resistant hardware. Type V distribution.

**Shield Finish** – Super durable polyester powder coat bonded to phosphate-free, multi-stage pretreated metal, meets and exceeds AAMA 2604 specifications for outdoor durability.

**Electrical** – Prewired at factory. Ballast mounted on removable tray for ease of maintenance. Lamp is optional, please specify when ordering. Rated 0°F minimum starting temperature.

**Mounting** – Four-point, hot dip galvanized carbon steel base. For accurate installation a full-scale mounting template is provided with every bollard and anchor bolt order.

**Labels** – cETLus conforms to UL STD 1598; Certified to CAN/CSA STD C22.2 No. 250.0. Suitable for wet locations.

## ORDERING INFORMATION

### SERIES

**OSC12S** 12" Square Concrete Bollard

### ELECTRICAL PACKAGE

WATTAGE	18-WATT	26-WATT	32-WATT	42-WATT	
SOCKET	G24q-2	G24q-3	GX24q-3	GX24q-4	
CATALOG NUMBER	18Q120	26Q120	26T120	32T120	42T120
	18Q208	26Q208	26T208	32T208	42T208
	18Q240	26Q240	26T240	32T240	42T240
	18Q277	26Q277	26T277	32T277	42T277
	18QUNV	26QUNV	26TUNV	32TUNV	42TUNV
	18Q347	26Q347	26T347	32T347	42T347

### HOUSING COLOR

**NC** Natural concrete color (standard)  
**CC** Specify custom concrete color (consult factory)

### SHIELD FINISH

**BLK** Black (RAL #9004)  
**DBZ** Dark bronze  
**DBR** Medium bronze  
**GRAY** Standard gray  
**GRN** Green (RAL #6005)  
**SLV** Satin aluminum (RAL #9006)  
**WHT** White (RAL #9003)  
**RAL#** Specify custom color

### ANCHOR BOLTS

**AB**<sup>1</sup> Anchor bolts (4 each, shipped with fixture)<sup>1</sup>  
**LAB** Less anchor bolts  
**PAB**<sup>1</sup> Pre-shipped anchor bolts (4 each)<sup>1</sup>

### OPTIONS

**SF** Single fuse (120V, 277V, or 347V only; must specify voltage)  
**DF** Double fuse (208V or 240V only; must specify voltage)

### SHIELD

See back for shielding details.

**HG** Horizontal cast grill with opal diffuser  
**LG** Louvered cast grill with clear diffuser

### HOUSING TOP

**FT** Flat top  
**PT** Peak top

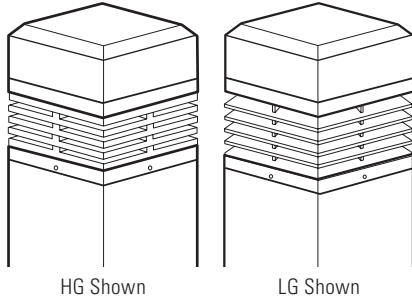
<sup>1</sup> Four 3/8" x 12" cast-in galvanized steel anchor J-bolts. Mounting template included.



CFL

## FIXTURE DETAILS

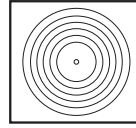
### SHIELDING



HG Shown

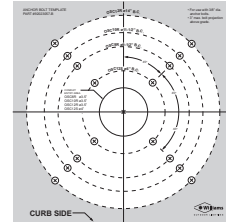
LG Shown

### DISTRIBUTION



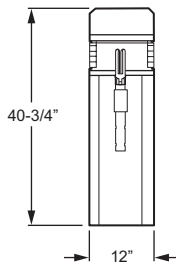
Type V

### MOUNTING TEMPLATE

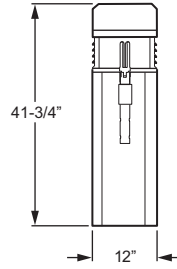


Mounting template is provided with each order. A pdf file (not to scale) of the mounting template is available at [www.hewilliams.com](http://www.hewilliams.com).

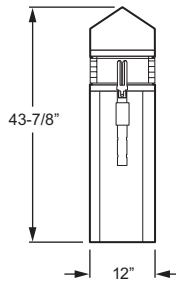
### CROSS-SECTIONS AND WEIGHTS



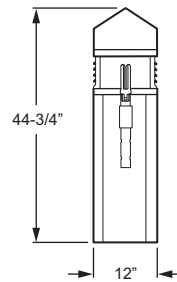
Shown with HG and FT  
Weight: 259 Lbs.



Shown with LG and FT  
Weight: 259 Lbs.



Shown with HG and PT  
Weight: 263 Lbs.



Shown with LG and PT  
Weight: 263 Lbs.