

# T5 HIGH-AMBIENT CHANNEL HIGH BAY

# HL65

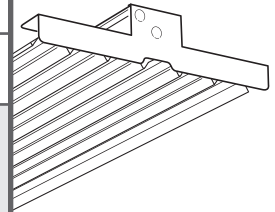
**SUBMITTAL:**

**6-Lamp T5**

**JOB:**

**TYPE:**

**VOLTAGE:**



EXAMPLE

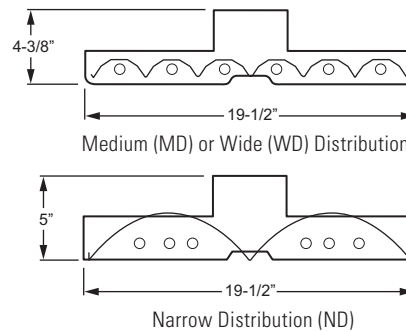
**HL65 - 4 - 6 54T5H - MD - OPTIONS - EB2/2\*UT\*90C - UNV**

SERIES
NOMINAL LENGTH
TOTAL LAMPS
WATTAGE/TYPE
DISTRIBUTION
OPTIONS/ACCESSORIES
BALLAST TYPE
VOLTAGE



## FEATURES

- ▶ **Maximum 60°C ambient tested.**
- ▶ **Up to 88.9% optical efficiency.**
- ▶ Optional energy-saving occupancy sensors available, see Fluorescent Information section.
- ▶ Multiple distributions and uplight options available.
- ▶ Medium distribution using precision-formed highly reflective aluminum reflector is standard.
- ▶ Wide distribution option features a highly reflective white painted aluminum reflector.
- ▶ Versatile mounting options available.
- ▶ Quick-wire access plate in back of fixture housing for easy attachment of incoming power supply.
- ▶ **Amalgam lamps are highly recommended for optimal performance.**
- ▶ **Ballast restrictions apply. EB2/2\*UT\*90C is the only ballast option available.**
- ▶ This fixture is proudly made in the USA.



**Please Note:** In order to perform in 60°C applications, the 6-lamp HL65 requires the UT\*90C ballast type in the precise combination specified below—without exception. (90C references ballast case temperature, not ambient temperature.) High temperature applications do not allow the use of emergency ballasts on this fixture. Amalgam lamps are recommended to achieve optimum light output.

## SPECIFICATIONS

**Housing** – 20-gauge die-formed C.R.S.  
**Reflector** – Precision-formed 95% reflective highly specular aluminum.  
**Finish** – 92% minimum average reflective white polyester powder coat bonded to phosphate-free, multi-stage pretreated metal. All parts painted after fabrication to facilitate installation, increase efficiency, and inhibit corrosion.  
**Electrical** – Electronic ballast standard, program start T5, rated Class P.  
**Mounting** – Suspended (see options in ordering information).  
**Labels** – cCSAus listed as fluorescent luminaire suitable for dry or damp locations.

## ORDERING INFORMATION

### SERIES

**HL65** T5 High-Ambient Channel High Bay

### NOMINAL LENGTH

**4** 4'

### TOTAL LAMPS

**6**

### LAMP WATTAGE/TYPE

**54T5H** 4', 54-watt T5HO

### DISTRIBUTION (Must specify)

**MD** Medium distribution, specular reflector (standard)  
**ND** Narrow distribution, specular reflector  
**WD** Wide distribution, white reflector  
**MDUP** Medium distribution with uplight, specular reflector  
**NDUP** Narrow distribution with uplight, specular reflector  
**WDUP** Wide distribution with uplight, white reflector

### OPTIONS/ACCESSORIES

For **occupancy sensor** options (must specify voltage), see Fluorescent Information section.

**VBY** (2) Y-hangers  
**VBY-2** (2) Y-hangers and (2) 2' chains  
**GC2/Y18/5** Cable suspension kit, 5' length (1 pair)  
**GC2/Y18/10** Cable suspension kit, 10' length (1 pair)

### OPTIONS/ACCESSORIES (Continued)

**HUB MT 3/4"** Cast iron hub and junction box for single 3/4" pendant mount (shipped not attached)  
**HUB/HOOK MT** Cast iron hub with mounting hook (shipped not attached)  
**HOOK/CABLE S7238/B** Hook and cable mounting kit, 10' 72" cord, 3 conductor, No. 18 AWG, black  
**6CPI/L5-15P/TWLK** 6' cord and NEMA twistlock 15 AMP plug, 120V  
**6CPI/L7-15P/TWLK** 6' cord and NEMA twistlock 15 AMP plug, 277V  
**WG11** 11-gauge wireguard, white powder coated (not recommended for high abuse areas)

### BALLAST TYPE

**Ballast listed below is the only option available. EM ballasts are not available on the HL65 Series.**  
**EB2/2\*UT\*90C** (3) 2-lamp electronic ballasts

### VOLTAGE

<b>120</b>	120V	<b>UNV</b>	120-277V
<b>208</b>	208V	<b>347<sup>1</sup></b>	347V <sup>1</sup>
<b>240</b>	240V	<b>480<sup>1</sup></b>	480V <sup>1</sup>
<b>277</b>	277V		

<sup>1</sup> Voltages of 347V and above reduce maximum operating temperature 5°C.

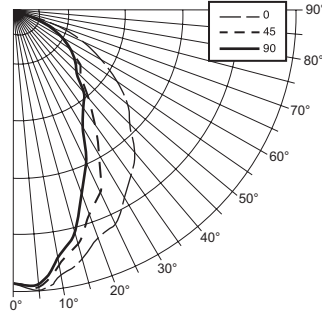
### PHOTOMETRY

Catalog #: HL65-4-654T5H-MD

#### TEST REPORT INFORMATION

- ▶ Test Report #: 15681.0
- ▶ Date: 08/06/10
- ▶ Lamp Type: FP54T5HO
- ▶ Lamp Quantity: 6

**Note:** Test performed in a still air environment at an ambient temperature of 25°C.



#### CANDLEPOWER DISTRIBUTION

Vertical Angle	Horizontal Angle			Zonal Lumens
	0°	45°	90°	
0°	14149.	14149.	14149.	
5°	14522.	14345.	14214.	1370.0
15°	13342.	12510.	11914.	3562.0
25°	12241.	10433.	8676.	4810.7
35°	10433.	7195.	6179.	4888.9
45°	8362.	4862.	4535.	4378.2
55°	6487.	3617.	3506.	3656.0
65°	4089.	2352.	2405.	2602.4
75°	1828.	1159.	924.	1233.5
85°	229.	124.	85.	154.9
90°	32.	32.	26.	

#### ZONAL CAVITY COEFFICIENTS

	Ceiling			Wall			Floor		
	.80	.70	.50	.80	.70	.50	.80	.70	.50
Room Cavity Ratio 0	1.06	1.06	1.06	1.03	1.03	1.03	.99	.99	.99
1	.99	.95	.92	.96	.93	.90	.89	.87	.85
2	.91	.85	.80	.89	.83	.79	.80	.76	.73
3	.84	.76	.70	.82	.75	.69	.73	.68	.64
4	.78	.69	.62	.76	.68	.61	.65	.60	.56
5	.72	.62	.54	.70	.61	.54	.59	.53	.48
6	.67	.56	.49	.65	.55	.48	.54	.47	.43
7	.62	.51	.44	.60	.50	.43	.49	.43	.38
8	.57	.46	.39	.56	.45	.39	.44	.38	.34
9	.53	.42	.35	.52	.41	.35	.40	.34	.30
10	.49	.38	.31	.48	.38	.31	.37	.31	.27

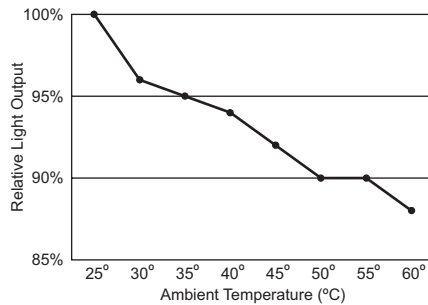
Effective Floor Cavity Reflectance = .20

#### LUMEN SUMMARY

Zone	Lumens	% Lamp	% Fixture
0 - 30	9743.	32.5	36.5
0 - 40	14632.	48.8	54.9
0 - 60	22666.	75.6	85.0
0 - 90	26657.	88.9	100.0
<b>Total Luminaire:</b>			
0 - 180	26657.	88.9	100.0

Total Luminaire Optical Efficiency: **88.9%**  
 IES Spacing Criteria: End = 1.2  
 Diagonal = 1.0  
 Across = 0.9

#### RELATIVE LIGHT OUTPUT ESTIMATOR

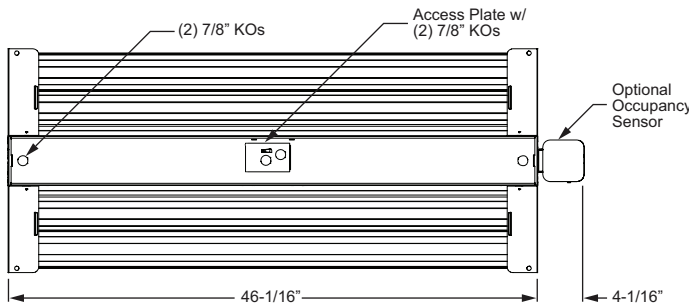


Ambient Temperature (°C)	Relative Light Output
25°	100%
30°	96%
35°	95%
40°	94%
45°	92%
50°	90%
55°	90%
60°	88%

**Note:** Light depreciation values are dependent upon lamp type/manufacturer. Relative light output based on tests performed using amalgam lamps.

### FIXTURE DETAILS

#### BACK VIEW



#### FIXTURE INFORMATION

Distribution	Spacing Criteria		
	End	Diagonal	Across
Narrow	1.2	0.9	0.6
Medium	1.2	1.2	1.0
Wide	1.2	1.4	1.3