

THIN LED EXIT SIGN

EXIT/THIN

CATALOG #: _____ TYPE: _____

PROJECT: _____

NOTES: _____


LED



EXAMPLE **EXIT/THIN - SF - R - WHT - AC - OPTIONS - D**

SERIES NUMBER OF FACES LETTER COLOR HOUSING COLOR POWER OPTIONS OPTIONS/ACCESSORIES VOLTAGE

CROSS SECTIONS



ORDERING INFORMATION

SERIES	
EXIT/THIN	Thin LED Exit Sign
NUMBER OF FACES (Must specify)	
SF	Single face
DF	Double face
LETTER COLOR (Must specify)	
R	Red
G	Green

HOUSING COLOR (Must specify)	
WHT	Industry-standard white
BLK	Black

POWER OPTIONS (Must specify)	
AC	AC operation
EM	AC operation with emergency battery backup

ACCESSORIES (Shipped separately)	
See back for details.	
PC1	Polycarbonate shield
WG	Wireguard

VOLTAGE	
D	120V or 277V

FEATURES

- ▶ Ultra-bright, energy efficient, long-life LEDs available in red or green.
- ▶ Available as full-time AC powered unit or emergency unit with battery backup.
- ▶ Charge rate/power on LED indicator and built-in test switch on emergency units.
- ▶ 1.2V long-life, maintenance-free NiCd battery on emergency (EM) units provides 90 minutes of emergency operation.
- ▶ Fully automatic solid-state system on EM units recharges battery in 24 hours.
- ▶ Specification-grade, low-profile thin plastic design.
- ▶ Removable directional indicators.
- ▶ Available with industry-standard white or black housing.



LED

SPECIFICATIONS

Housing – Injection-molded, engineering-grade, 5VA flame retardant, high-impact resistant, thermoplastic.

Electrical – Universal voltage, 120 or 277 VAC operation.

Mounting – Mounting canopy for top or end installation. Universal knockout pattern on back plate for wall mount.

Labels – Listed to UL 924 standard as an exit light suitable for dry or damp locations (0°C - 50°C). Meets NFPA 101 Life Safety Code, NEC, OSHA, Local and State Codes.

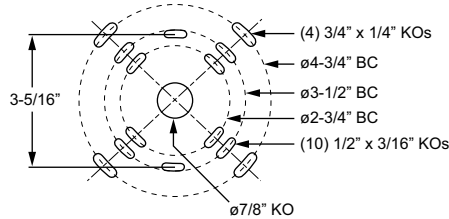
Warranty – 5-year limited warranty

ELECTRICAL INFORMATION

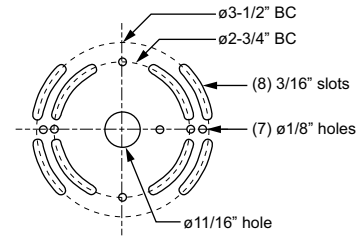
Catalog Number	Input Watts (W)		Input Amps (A)	
	120V	277V	120V	277V
EXIT/THIN	1.0	1.0	0.10	0.10

FIXTURE DETAILS

WALL MOUNT BOLT CIRCLE PATTERN



MOUNTING CANOPY BOLT CIRCLE PATTERN



ACCESSORIES

