

CATALOG #: \_\_\_\_\_

TYPE: \_\_\_\_\_

PROJECT: \_\_\_\_\_

### FEATURES

- Low-profile wrap-around provides uniform downward light distribution and subtle side illumination
- Shallow depth provides sleek, low-profile appearance
- Diffuser is secured continuously along luminaire sides
- Mounts easily as a single fixture or in continuous row installations
- Wireway is accessible without the use of tools
- TLED fixtures provide on-site lamping flexibility and simple installation
- Available on QuickShip
- This fixture is proudly made in the USA

### SPECIFICATIONS

- HOUSING** – 20-gauge die-formed C.R.S. End plates constructed of 19-gauge die-formed C.R.S.
- SHIELDING** – Clear prismatic acrylic diffuser with 15% DR additive, .100" nominal thickness. Prismatic bottom/continuous wrap sides.
- FINISH** – 92% minimum average reflective white polyester powder coat bonded to phosphate-free, multi-stage pretreated metal. All parts painted after fabrication to facilitate installation, increase efficiency, and inhibit corrosion.
- ELECTRICAL** – Prewired for Type B, single or double end, non-shunted LED tubes, lamps by others.
- MOUNTING** – Surface or suspended.
- LABELS** – UL/CUL listed as LED surface luminaire suitable for dry or damp locations.
- WARRANTY** – 5-year limited fixture warranty, see [hew.com/warranty](http://hew.com/warranty).

### ORDERING EXAMPLE: 17 - 4 - 24T8LS/B - A - OPTIONS - UNV

#### ORDERING INFO

SERIES	NOMINAL LENGTH	TOTAL LAMPS	LAMP SIZE	WIRING	LAMP TYPE	SHIELDING
17	4 4'	4' Fixtures	4T8L 4' T8 LED tube	S Single end D Double end	B Type B	A Clear prismatic acrylic diffuser
	8 8'	2				
		8' Fixtures 4 <sup>[1]</sup>				

#### OPTIONS

- GAT** T-bar fastener for 320 ceiling spacer
- SS-\_\_** Single stem & canopy<sup>[2]</sup>
- SWS-\_\_** Stem & swivel canopy<sup>[3]</sup>

#### VOLTAGE

**UNV** 120-277V



17-4-24T8LS/B-A-QS-UNV

### NOTES

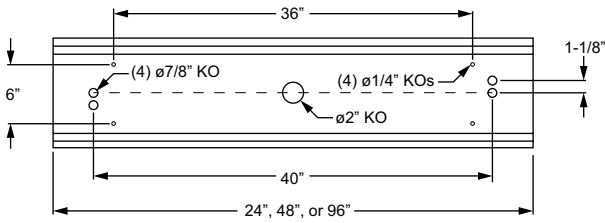
- 2-lamp cross-section only.
- For Single Stem & Canopy options see MOUNTING ACCESSORIES on page 2.
- For Stem & Swivel Canopy options see MOUNTING ACCESSORIES on page 2.



# 17 TLED

## Narrow Low-Profile Wrap

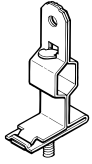
### BACK VIEW DETAILS



**Note:** Midsection punching for 4' and 8' units only.  
8' unit consists of duplicate 4' unit punching.

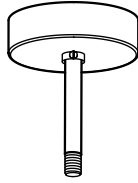
### MOUNTING ACCESSORIES

#### GAT FASTENER



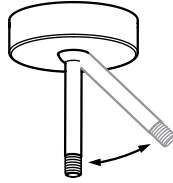
**GAT** T-bar fastener for 320 ceiling spacer

#### SINGLE STEM & CANOPY



**SS-8** 8" stem (3/8" IPS) and canopy (ø5")  
**SS-12** 12" stem (3/8" IPS) and canopy (ø5")  
**SS-18** 18" stem (3/8" IPS) and canopy (ø5")  
**SS-24** 24" stem (3/8" IPS) and canopy (ø5")  
**SS-36** 36" stem (3/8" IPS) and canopy (ø5")

#### STEM & SWIVEL CANOPY



**SWS-8** 8" stem (3/8" IPS) and swivel canopy (ø5")  
**SWS-12** 12" stem (3/8" IPS) and swivel canopy (ø5")  
**SWS-24** 24" stem (3/8" IPS) and swivel canopy (ø5")

