

CATALOG #: _____

TYPE: _____

PROJECT: _____

FEATURES

- Williams turn-key Power over Ethernet (PoE) solution provides plug-and-play networked lighting and control
- Tunable white from 3000K to 5000K CCT, minimum 80 CRI
- Create elegant spaces with a seamless, continuous row of illumination
- Flat and proud lenses give designers a variety of looks
- Maximize energy savings with efficacies as high as 128 lm/W
- Linear extrusion contains snap-in light rails for ease of installation and maintenance
- Versatile MX4 system includes recessed, surface, suspended and in-wall mounting, see hew.com
- Corner configurations available, see Product Builder at hew.com/product-builder
- Diffuse acrylic lens provides uniform illumination for visual comfort
- Made Right Here™ in the USA

SYSTEM REQUIREMENTS

- Lighting system (site software)
- Gateway or alternate server (runs software)
- PoE switches or Ethernet switches and mid-span power injectors
- See hew.com/poe for details

SPECIFICATIONS

- HOUSING** – Extruded aluminum with die-cast end plates.
- SHIELDING** – Extruded, flat, diffuse acrylic lens.
- FINISH** – Textured matte white polyester TGIC powder coat bonded to phosphate-free, multi-stage pretreated metal. All parts painted after fabrication to facilitate installation, increase efficiency, and inhibit corrosion.
- ELECTRICAL** – High quality mid-power LED board. L70 > 60,000 hours per IES TM-21. Low-voltage DC fixture, to be fed by Class 2 power supply. Tunable White products use LEDs of multiple CCTs and may produce a perceptibly different shade of white from single-CCT products at the same CCT. All CCTs are within 3 MacAdam ellipses.
- MOUNTING** – Surface.
- LISTINGS** – cETLus conforms to UL STD 1598. Certified to CAN/CSA STD C22.2 No. 250.0. Suitable for damp locations.
- WARRANTY** – 5-year limited warranty, see hew.com/warranty.

ORDERING EXAMPLE: MX4S - 12'00 - P7/835 - F - OPTIONS - POE N

SERIES LENGTH

MX4S Lengths specified in feet and inches using 4" increments, 2' minimum.
Example: **12'00** = 12'-0"

PRODUCT BUILDER

Easily build shapes & simplify ordering with the Williams Linear Product Builder at hew.com/product-builder^[1]



LUMENS ^[2]	CRI	CCT	SHIELDING	OPTIONS ^[3]
P7 700lm	8 80	27 2700K	F Flat, diffuse acrylic	EM/CP12 Remote mount 12-watt Iota emergency battery ^[5]
	9 90	30 3000K	P Proud, diffuse acrylic with 5/16" drop ^[4]	
		35 3500K		
		40 4000K		
		50 5000K		
		TW Tunable white (80 CRI, 3000K–5000K)		

CONTROL^[6]

- POE N** Power over Ethernet network node
- POE D** Power over Ethernet device node^[7]

NOTES

- See page 3 for CORNER DETAILS.
- Nominal lumens per foot output based on F shielding and 3500K for single CCT and 4000K for TW. Actual lumens may vary ±5%. See page 2 for FIXTURE PERFORMANCE DATA.
- See page 3 for FINISH OPTIONS. Custom colors available upon request. See hew.com/poe for compatible sensors and switches.
- See page 2 for SHIELDING DETAILS. Not available with corner configurations.
- Requires one additional category cable run to switch. See page 2 for REMOTE MOUNT DETAILS.
- For additional PoE info, see hew.com/poe.
- Not available with fixtures over 40W.



MX4S PoE | tunable WHITE

4" Continuous – Surface

FIXTURE PERFORMANCE DATA

STANDARD (PER FOOT)

	DELIVERED LUMENS	WATTAGE	EFFICACY (lm/W)
7	707	6	121

TUNABLE WHITE (PER FOOT)

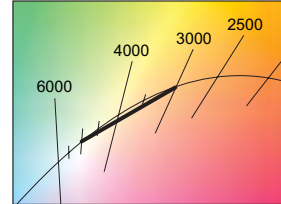
	DELIVERED LUMENS	WATTAGE	EFFICACY (lm/W)
7	703	5	128

MULTIPLIER TABLES

STANDARD	
COLOR TEMPERATURE	
CCT	CONVERSION FACTOR
2700K	0.97
3000K	0.99
3500K	1.00
4000K	1.03
5000K	1.06

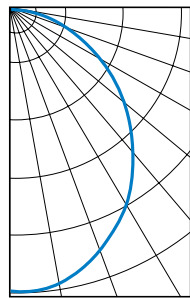
TUNABLE WHITE	
COLOR TEMPERATURE	
CCT	CONVERSION FACTOR
3000K	0.95
3500K	0.98
4000K	1.00
5000K	0.96

- Photometrics tested in accordance with IESNA LM-79. Results shown are based on 25°C ambient temperature.
- Standard results based on 3500K standard, 80 CRI, actual lumens may vary ±5%.
- Tunable white results based on 4000K standard, 80 CRI, actual lumens may vary ±5%.
- Use multiplier tables to calculate additional options.



PHOTOMETRY

MX4S-4'00-P7/835-F-POE N Total Luminaire Output: 2828 lumens; 23.4 Watts | Efficacy: 121 lm/W | 80 CRI; 3500K CCT

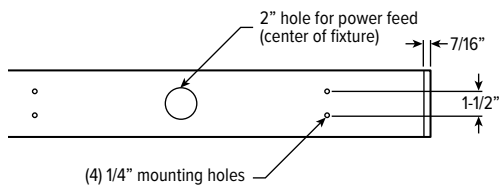


VERTICAL ANGLE	HORIZONTAL ANGLE			ZONAL LUMENS
	0°	45°	90°	
0	1117	1117	1117	
5	1140	1108	1097	105
15	1102	1057	1039	299
25	986	955	932	439
35	854	813	798	512
45	693	662	637	512
55	518	494	463	440
65	338	318	304	316
75	159	153	151	165
85	25	31	28	39
90	0	0	0	

LUMEN SUMMARY	ZONE	LUMENS		% FIXTURE
		0 - 30	0 - 40	
	0 - 30	843	30	
	0 - 40	1356	48	
	0 - 60	2308	82	
	0 - 90	2828	100	
	0 - 180	2828	100	

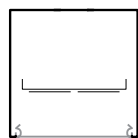
FIXTURE DETAILS

BACK VIEW

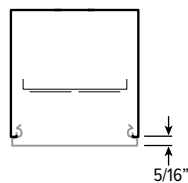


SHIELDING DETAILS

FLAT




PROUD



MX4S PoE | tunable WHITE

4" Continuous – Surface

FINISH OPTIONS



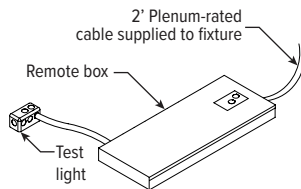
For custom color, please specify RAL code or a manufacturer code with description. All custom colors other than RAL require two sample swatches, minimum 1" square.

REMOTE MOUNT DETAILS

Includes 2' plenum-rated 18ga. solid cable. Remote box can be installed in:

- Above ceiling grid
- Remote closet (within 100ft)
- Surface below ceiling

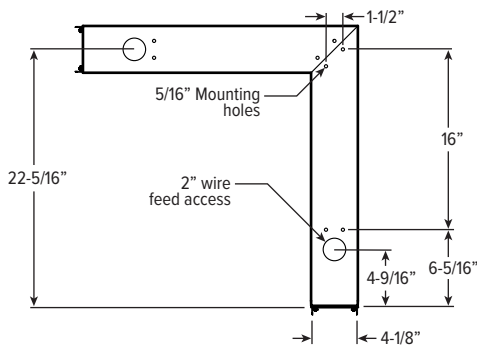
EM OPTION



CORNER DETAILS

BACK VIEW

LEFT



Note: Corner orientation determined in field. Feeder corner end cap shipped separately.

