

CATALOG #: \_\_\_\_\_

TYPE: \_\_\_\_\_

PROJECT: \_\_\_\_\_



## FEATURES

- Create rich, vibrant designs with lasting visual impact using the full visible light spectrum
- Small fixture profile allows inconspicuous placement in coves or confined spaces for indirect lighting
- Round and square lensed fixtures provide a clean look for architectural environments
- Row applications produce continuous light with minimal interruption between fixtures
- Variety of mounting accessories for surface and suspended applications
- Made Right Here® in the USA

## SPECIFICATIONS

- HOUSING** – 22-gauge die-formed C.R.S.
- SHIELDING** – Diffuse acrylic lens. LED pixelation may occur with some color mixes. Use in applications where the lens is not visible at close distances for best results.
- FINISH** – 92% minimum average reflective white polyester powder coat bonded to phosphate-free, multi-stage pretreated metal. All parts painted after fabrication to facilitate installation, increase efficiency, and inhibit corrosion.
- ELECTRICAL** – High-quality mid-power LED boards. L70 >60,000 hours per IES TM-21. 25°C maximum ambient operating temperature.
- CONTROL** – DMX enabled; controllers provided by others.
- MOUNTING** – Surface (ceiling or wall) or suspended (hanging hardware required).
- LISTINGS** –
  - cETLus conforms to UL STD 1598. Certified to CAN/CSA STD C22.2 No. 250.0. Suitable for damp locations.
  - Complies with the Buy American Act and other federal regulations. Request certification at [hew.com/baa](http://hew.com/baa).
- WARRANTY** – 5-year limited warranty, see [hew.com/warranty](http://hew.com/warranty).

## ORDERING EXAMPLE: 75R - 4 - L52/RGB835 - OPTIONS - DMX - UNV

### ORDERING INFO

SERIES	LENGTH <sup>[1]</sup>	LUMENS <sup>[2]</sup>	COLOR/CRI	CCT
75R Round lens	4 4'	4'	RGB8 80	27 2700K
75S Square lens	8 8' <sup>[3]</sup>	L52 5,200lm	RGB9 90	30 3000K
		8'		35 3500K
		L100 10,000lm		40 4000K
				50 5000K

### OPTIONS <sup>[4]</sup>

See page 2 for FINISH OPTIONS.

<b>RDB</b>	Remote mount control/battery box <sup>[6]</sup>
<b>EM/10W</b>	10-watt emergency battery <sup>[7]</sup>
<b>FP</b>	Frosted polycarbonate lens <sup>[8]</sup>
<b>QC</b>	Quick-connect wiring harness <sup>[9]</sup>
<b>WG-75</b>	11-gauge white powder coat wireguard <sup>[10]</sup>
<b>315</b>	1-1/2" ceiling spacer
<b>VBV</b>	(2) Y-hangers
<b>VBV-2</b>	(2) Y-hangers with 2' chains
<b>RA-75</b>	Row aligner <sup>[11]</sup>
<b>45AMB</b>	(2) 45° adjustable mounting brackets <sup>[12]</sup>

### CONTROL <sup>[5]</sup>

DMX DMX512/RDM

### VOLTAGE

UNV 120-277V

### AIRCRAFT CABLES (EXAMPLE: ACF/D48) <sup>[13]</sup>

Prefix	Type	Length
ACF/ Feeder	D 1" grid & hardpan	24 24"
ACJ/ Joiner	N 9/16" grid	48 48"
	S Slot grid	96 96"

## NOTES

- For actual length, see page 2 for FIXTURE DETAILS
- Lumen output based on 80 CRI/3500K CCT. Actual performance may vary +/-5%. See page 2 for FIXTURE PERFORMANCE DATA.
- Shipped with (2) 4' lenses.
- See page 3 for MOUNTING DETAILS.
- See page 2 for CONTROL DETAILS.
- See page 3 for MOUNTING DETAILS.
- White output only in emergency mode. Remote mount when specified with RDB Option.
- 75R only.

<sup>9</sup> Not available with RDB Option. See page 3 for QUICK-CONNECT OPTIONS.

<sup>10</sup> Shipped separately, field-installed.

<sup>11</sup> Required when row mounting with aircraft cables.

<sup>12</sup> Cord recommended, shipped separately. See page 3 for MOUNTING DETAILS. Field-adjustable up and down in 7-1/2" increments.

<sup>13</sup> Requires (1) power cord and (2) category cables. When specified with RDB option, (1) power cord per fixture required. RA-75 Option required for row mount. See page 3 for MOUNTING DETAILS.



# 75R | 75S tunable RGBW Narrow Strip

## FIXTURE PERFORMANCE DATA

LED PACKAGE	WHITE ONLY			MAX POWER		MAX COLOR LUMENS		
	DELIVERED LUMENS	WATTAGE	EFFICACY (lm/W)	WATTAGE	RED	GREEN	BLUE	
4'	L52	4944	44.6	111	117	1168	2972	1187
8'	L100	9888	89.2	111	117	2336	5944	2374

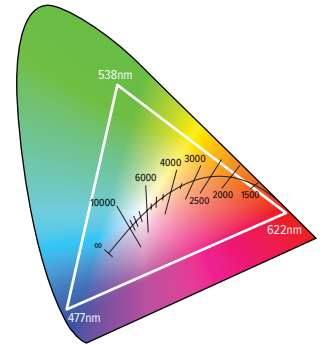
- Photometrics tested in accordance with IESNA LM-79. Results based on 80 CRI/3500K CCT, average wattage for 120V through 277V input, and 25°C ambient temperature. Performance is the same for 75R and 75S. Actual performance may vary +/-5%.
- To calculate lumen output in emergency mode, multiply the battery wattage by the efficacy.
- Use multiplier table to calculate additional options.

## MULTIPLIER TABLE

COLOR TEMPERATURE	
CCT	CONVERSION FACTOR
2700K	0.97
3000K	0.99
3500K	1.00
4000K	1.03
5000K	1.06

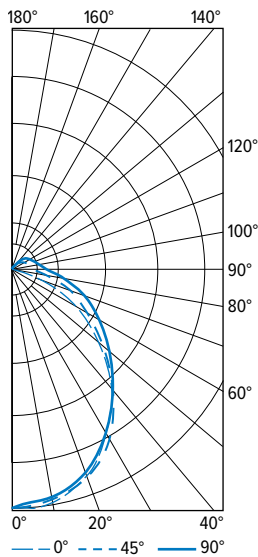
  

80 CRI	2700K	0.80
	3000K	0.82
	3500K	0.83
	4000K	0.86
	5000K	0.89



## PHOTOMETRY

75R-4-L52/RGB835-DMX-UNV White only Total Luminaire Output: 4944 lumens; 44.6 Watts | Efficacy: 111 lm/W | 80 CRI; 3500K CCT

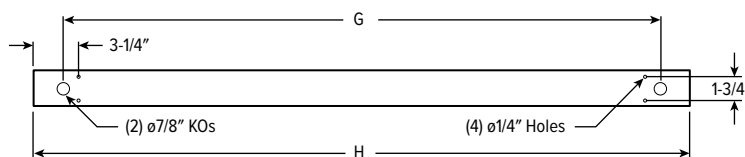


VERTICAL ANGLE	HORIZONTAL ANGLE			ZONAL LUMENS
	0°	45°	90°	
0	1584	1584	1584	
5	1601	1578	1559	150
15	1528	1525	1514	429
25	1377	1408	1419	647
35	1169	1246	1289	772
45	904	1021	1113	782
55	612	791	909	693
65	379	575	682	544
75	163	385	473	374
85	39	245	306	231
90	5	190	249	
95	1	152	201	137
105	0	91	134	83
115	0	57	91	50
125	0	33	62	29
135	0	17	39	14
145	0	8	21	6
155	0	4	10	2
165	0	0	2	0
175	0	0	0	0
180	0	0	0	

ZONE	LUMENS	% FIXTURE
0 - 30	1226	25
0 - 40	1998	40
0 - 60	3473	70
0 - 90	4622	94
90 - 120	271	6
90 - 150	320	7
90 - 180	322	7
0 - 180	4944	100


## FIXTURE DETAILS

### BACKVIEW



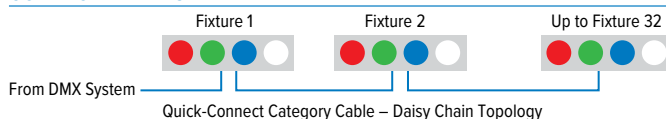
	7/8" KOs (G)	ACTUAL FIXTURE LENGTH (H)
4'	40-1/2"	44-5/8"
8'	85-1/8"	89-1/4"

## FINISH OPTIONS



For custom color, please specify RAL code or a manufacturer code with description. All custom colors other than RAL require two sample swatches, minimum 1" square.

## CONTROL DETAILS



Note: Fixtures ship with DMX starting address of 1. (Red: 1, Green: 2, Blue: 3, White: 4). Terminator resistor (by others) is recommended at the end of each DMX run.

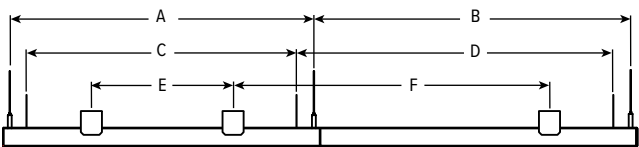
See DMX/RDM System Architecture Overview for details: [hew.com/dmx-rdm](http://hew.com/dmx-rdm)



# 75R | 75S tunable RGBW Narrow Strip

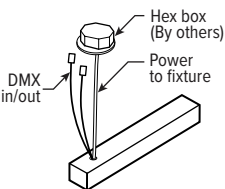
## MOUNTING DETAILS

### STAND ALONE

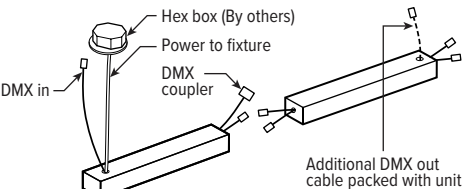


### INTEGRAL CONTROL

#### Stand-Alone



#### Continuous



### CORD(S) FOR SUSPENDED PRODUCT

#### Integral Control Only

Units specified with aircraft cable require (1) power cord and (2) category cables. Please specify cords type using ordering information below. DMX category cables of same length and color provided. Long fixture rows may require multiple feed points based on 18ga conductor size.

EXAMPLE: S2438D/W				
CORD TYPE	LENGTH	# OF COND.	WIRE SIZE	COLOR
S	24 24"	3	8D 18ga	/W White /B Black
	48 48"			
	96 96"			

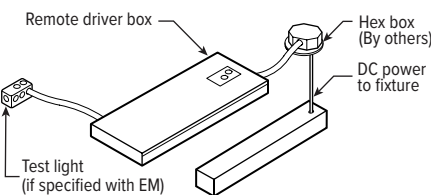
### MOUNTING LENGTH

	AIRCRAFT CABLE		VBY HANGER		315 SPACER	
	A	B	C	D	E	F
4'	43-5/8"	44-5/8"	41-1/4"	44-5/8"	32"	44-5/8"
8'	88-3/16"	89-1/4"	85"	89-1/4"	77"	89-1/4"

### RDB OPTION

#### Stand-Alone | Continuous

Max remote distance 50'.

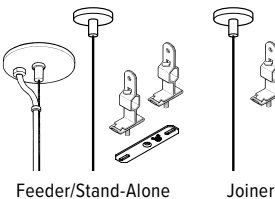


#### RDB Option Only

Units specified with aircraft cable and RDB option require (1) power cord per fixture. Please specify cord type using ordering information below.

EXAMPLE: S2458D/W				
CORD TYPE	LENGTH	# OF COND.	WIRE SIZE	COLOR
S	24 24"	5	8D 18ga	/W White /B Black
	48 48"			
	96 96"			

### STANDARD HARDWARE FOR SUSPENDED PRODUCT (Grid and Hardpan)

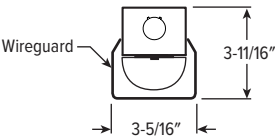


#### Notes:

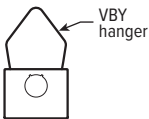
- Fixtures are provided with adjustable length aircraft cables and mounting hardware, must specify.
- Electrical supply is brought into the feeder fixture, either as part of a row or as a stand-alone unit. Joiner fixtures complete the row.
- The feeder kits are standard with a 5" canopy to cover the junction box and a 2" canopy at the non-feed point. No J-box is required at non-feed points.

### WG-75

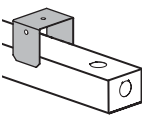
#### 75R



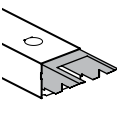
### VBY



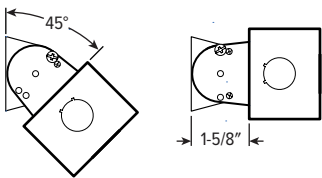
### 315



### RA-75



### 45AMB



## QUICK-CONNECT OPTIONS

Note: Quick-connect wiring required for row mounting. Not available with RDB option. All QC harnesses contain (5) 18ga conductors plus ground.

DESIGNATION	NUMBER OF 18GA WIRES FACTORY CONNECTED (EXCLUDING GROUND)	WIRE COLOR/POWER SUPPLY FACTORY CONNECTIONS	TYPICAL USE
QCDBW	2	Black, White	AC Line & Neutral
QCDBRW	3	Black, Red, White	AC Line, Neutral, & Unswitched EM Hot



H.E. Williams, Inc.

Carthage, Missouri

www.hew.com

417-358-4065

Designed and Manufactured in the USA

REV.04/05/24.LA

Strips  
Page 3 of 3