

CATALOG #: _____

TYPE: _____

PROJECT: _____

FEATURES

- Diffuse acrylic lens enhances uniformity and minimizes glare
- Maximize energy savings with efficacies as high as 154 lm/W
- 40°C max ambient operating temperature
- Diverse selection of mounting accessories for surface and suspended applications
- Channel connector furnished for continuous row applications (included with 8' units only)
- Special reflectors are available for precise light distribution
- Made Right Here® in the USA

SPECIFICATIONS

- HOUSING** – 22-gauge die-formed C.R.S.
- FINISH** – 92% minimum average reflective white polyester powder coat bonded to phosphate-free, multi-stage pretreated metal. All parts painted after fabrication to facilitate installation, increase efficiency, and inhibit corrosion.
- SHIELDING** – Linear ribbed diffuse acrylic
- ELECTRICAL** – High quality mid-power LED boards. L70 at 60,000 hours. 40°C maximum ambient operating temperature.
- MOUNTING** – Surface (ceiling or wall) or suspended (hanging hardware required).
- LISTINGS** –
 - cETLus conforms to UL STD 1598. Certified to CAN/CSA STD C22.2 No. 250.0. Suitable for damp locations.
- WARRANTY** – 5-year limited warranty, see hew.com/warranty.

ORDERING EXAMPLE: 76R - 4 - L52/840 - OPTIONS - DIM - UNV

ORDERING INFO

SERIES	LENGTH ^[1]	LUMENS ^[2]	CRI	CCT	OPTIONS ^[3]
76R	4 4'	4'	8 80	27 2700K	EM/10W 10-watt emergency battery ^[7]
		8'	9 90 ^[6]	30 3000K	(L__) Additional lower lumen packages available. ^[8]
	8'	L30	3,000lm	35 3500K	Example: 8,000 nominal lumens = 76R-8-L104/835-(L80)
		L52	5,200lm	40 4000K	WG-76R11 11-gauge white powder coat wireguard
		L72	7,200lm	50 5000K	WG-76R14 14-gauge white powder coat wireguard
		L94	9,400lm ^[4]		SS-12 Single stem and canopy, 12"
		L60	6,000lm		SWS-12 Swivel stem and canopy, 12"
		L104	10,400lm		GAT GAT fastener (T-bar clip)
		L144	14,400lm		VBY (2) Y-hangers
		L188	18,800lm ^[5]		VBY-2 (2) Y-hangers and (2) 2' chains
				SMH-76R Surface mount hanger	
				SHS-76R Surface mount hanger for grid ceilings	

AIRCRAFT CABLES (EXAMPLE: ACFL/D48) ^[9]

Prefix	Type	Length
ACFL/	Feeder	D 1" grid & hardpan 24 24"
ACJL/	Joiner	N 9/16" grid 48 48"
	S Slot grid	96 96"

CONTROL ^[10]

DIM	Dimming driver
DRV	Non-dimming driver
VDO/DSR	Lutron Vive integral fixture control, RF with daylight and occupancy sensor (DFCSJ-OEM-OCC) and sensor-ready driver
VRF/DSR	Lutron Vive integral fixture control, RF only (DFCSJ-OEM-RF) and sensor-ready driver

VOLTAGE

120	120V
277	277V
UNV	120-277V
480	480V with stepdown transformer ^[11]

NOTES

- For actual length, see page 3 for FIXTURE DETAILS
- Lumen output based on 4000 CCT. Actual lumens may vary +/-5%, see page 2 for FIXTURE PERFORMANCE DATA.
- See page 3 for FINISH OPTIONS. See page 3 for MOUNTING DETAILS. See page 3 for SPECIAL REFLECTOR OPTIONS. See page 3 for QUICK CONNECT OPTIONS.
- 30°C maximum ambient operating temperature.
- 30°C maximum ambient operating temperature.

- Extended lead times may apply. Consult factory for availability.
- 30° maximum ambient operating temperature
- Specify in increments of 100 nominal lumens. Option must be specified with next higher lumen package.
- VBY hanger(s) included. Units specified with aircraft cable require cord. See page 3 for MOUNTING DETAILS.
- See page 2 for ADDITIONAL CONTROL OPTIONS.
- Not available with EM drivers



76R LED Round Lens Strip

FIXTURE PERFORMANCE DATA

	LED PACKAGE	DELIVERED LUMENS	WATTAGE	EFFICACY (lm/W)
4'	L30	3067	20.3	150.9
	L52	5261	35.8	146.8
	L72	7212	50.2	143.6
	L94	9418	68.6	137.3
8'	L60	6134	39.8	154.1
	L104	10523	69.5	151.3
	L144	14425	100.5	143.6
	L188	18836	137.1	137.3

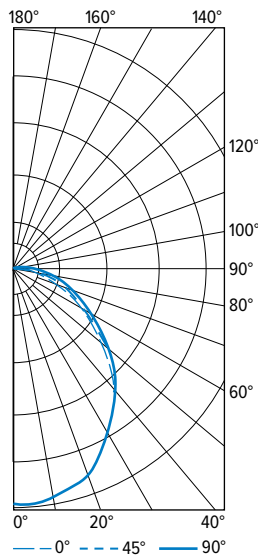
- Photometrics tested in accordance with IESNA LM-79. Results shown are based on 25°C ambient temperature.
- Wattage shown is average for 120V through 277V input.
- Results based on 4000K, 80 CRI, actual lumens may vary +/-5%
- Use multiplier table to calculate additional options.

MULTIPLIER TABLE

		COLOR TEMPERATURE	
		CCT	CONVERSION FACTOR
80 CRI	2700K		0.94
	3000K		0.96
	3500K		0.97
	4000K		1.00
	5000K		1.03
90 CRI	2700K		0.77
	3000K		0.79
	3500K		0.80
	4000K		0.83
	5000K		0.86

PHOTOMETRY

76R-4-L94/840 Total Luminaire Output: 9418 lumens; 68.6 Watts | Efficacy: 137.3 lm/W



VERTICAL ANGLE	HORIZONTAL ANGLE			ZONAL LUMENS
	0°	45°	90°	
0	3041	3041	3041	
5	3067	3019	3010	288
15	2910	2905	2926	821
25	2599	2674	2746	1231
35	2171	2340	2469	1458
45	1676	1928	2113	1478
55	1177	1490	1706	1311
65	715	1046	1284	1023
75	358	701	908	711
85	71	445	633	446
90	0	347	516	
95	0	274	442	273
105	0	166	305	168
115	0	105	210	102
125	0	65	141	58
135	0	41	90	31
145	0	8	50	13
155	0	0	37	6
165	0	0	12	1
175	0	0	0	0
180	0	0	0	

	ZONE	LUMENS	% FIXTURE
LUMEN SUMMARY	0 - 30	2339	25
	0 - 40	3798	40
	0 - 60	6586	70
	0 - 90	8766	93
	90 - 120	543	6
	90 - 150	645	7
	90 - 180	652	7
	0 - 180	9418	100

ADDITIONAL CONTROL OPTIONS

Note: Lumen restrictions apply, consult product builder at hew.com/product-builder.

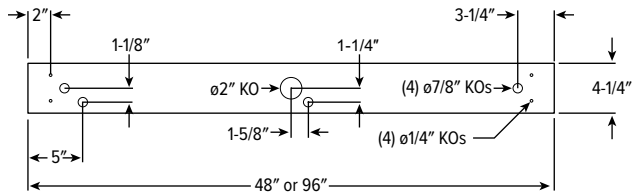
CATALOG NUMBER	DESCRIPTION
DRV	Driver prewired for non-dimming applications
DIM	Dimming driver prewired for 0-10V low voltage applications
DIM1	1% dimming driver prewired for 0-10V low voltage applications
DIM LINE	Line voltage dimming driver (Must specify 120V or 277V only)
DSR	Sensor-ready driver
SD40	40% step-dimming driver
SD50	50% step-dimming driver
DALI	DALI dimming driver
LTE LINE	Lutron Hi-lume 1% 2-wire dimming driver forward phase line voltage controls (120V only)
LDE1	Lutron Hi-lume 1% EcoSystem dimming LED driver
LDE5	Lutron 5-Series 5% EcoSystem dimming LED driver
VDO/DSR	Lutron Vive integral fixture control, RF with daylight and occupancy sensor (DFCSJ-OEM-OCC) and sensor-ready driver
VRF/DSR	Lutron Vive integral fixture control, RF only (DFCSJ-OEM-RF) and sensor-ready driver
VDO/DBI/LDE1	Lutron Vive integral fixture control, RF with daylight and occupancy sensor (DFCSJ-OEM-OCC), Lutron Hi-lume 1% EcoSystem dimming LED driver, and digital link interface
VDO/DBI/LDE5	Lutron Vive integral fixture control, RF with daylight and occupancy sensor (DFCSJ-OEM-OCC), Lutron 5-Series 5% EcoSystem dimming LED driver, and digital link interface
VRF/DBI/LDE1	Lutron Vive integral fixture control, RF only (DFCSJ-OEM-RF), Lutron Hi-lume 1% EcoSystem dimming LED driver, and digital link interface
VRF/DBI/LDE5	Lutron Vive integral fixture control, RF only (DFCSJ-OEM-RF), Lutron 5-Series 5% EcoSystem dimming LED driver, and digital link interface
ELDO SOLOB	EldoLED Solodrive, 0.1% dimming driver for 0-10V controls
ELDO SOLOB DALI	EldoLED Solodrive, 0.1% dimming driver for DALI controls
ELDO ECO1	EldoLED Ecodrive, 1% dimming driver for 0-10V controls
ELDO ECO1 DALI	EldoLED Ecodrive, 1% dimming driver for DALI controls



76R LED Round Lens Strip

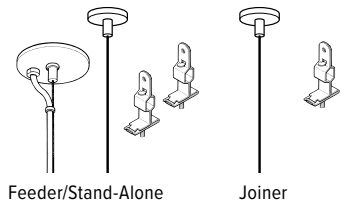
FIXTURE DETAILS

BACKVIEW



MOUNTING DETAILS

STANDARD HARDWARE FOR SUSPENDED PRODUCT (Grid and Hardpan)



Notes:

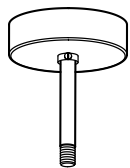
- Fixtures are provided with adjustable length aircraft cables, (2) VBY hangers and mounting hardware, must specify.
- Electrical supply is brought into the feeder fixture, either as part of a row or as a stand-alone unit. Joiner fixtures complete the row.
- The feeder kits are standard with a 5" canopy to cover the junction box and a 2" canopy at the non-feed point. No J-box is required at non-feed points.

CORD FOR SUSPENDED PRODUCT

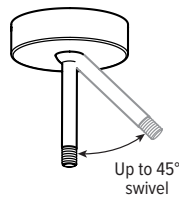
Units specified with aircraft cable require cord. Please specify cord type using ordering information below.

EXAMPLE: S2438/W				
CORD TYPE	LENGTH	# OF COND.	WIRE SIZE	COLOR
S	24 24"	3	8	/W White
	48 48"	4		/B Black
	96 96"	5		

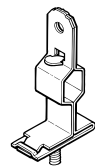
SS-12



SWS-12



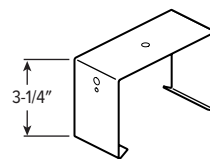
GAT



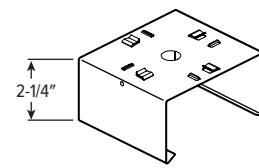
VBY OR VBY 2



SMH-76R

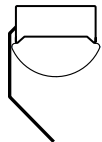


SHS-76

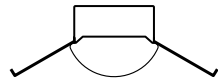


SPECIAL REFLECTOR OPTIONS

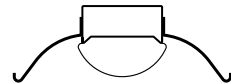
R1015



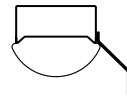
R1172



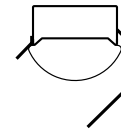
R1240



R1324



R1684



Clear polycarbonate reflector aligners for continuous row applications are supplied with reflectors.

QUICK CONNECT OPTIONS

Note: Quick connect wiring required for row mounting. Length restrictions may apply, consult product builder at hew.com/product-builder.

DESIGNATION	NUMBER OF WIRES (EXCLUDING GROUND)	WIRE COLORS	WIRE COLOR/POWER SUPPLY FACTORY CONNECTIONS	TYPICAL USE
C2B	3	White, Black, Red	White, Black	Alternating Circuits
C2BR	3	White, Black, Red	White, Black, Red	ON/OFF Switching (DRV) or Line Voltage dimming (DIM LINE) when equipped w/EM Power Supply (EM/10W)
C2R	3	White, Black, Red	White, Red	Alternating Circuits
C2BW/R	5	White, Black, Red, Gray, Green	White, Black/Red, Gray	0-10V 4-wire Low Voltage Dimming (DIM)

FINISH OPTIONS


WHITE




BLACK



BRONZE




NICKEL



SILVER



ALUMINUM



For custom color, please specify RAL code or a manufacturer code with description. All custom colors other than RAL require two sample swatches, minimum 1" square.

