

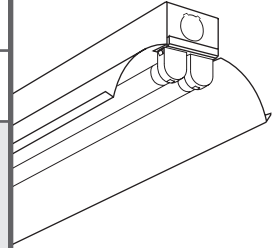
SUBMITTAL:

T5

JOB:

TYPE:

VOLTAGE:



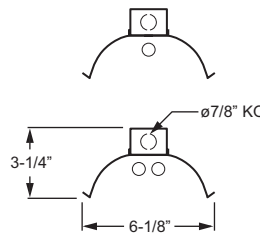
EXAMPLE **84 - 4 - 2 54T5H - OPTIONS - EB2 - UNV**

SERIES NOMINAL LENGTH TOTAL LAMPS WATTAGE/TYPE OPTIONS/ACCESSORIES BALLAST TYPE VOLTAGE



FEATURES

- ▶ Up to **97.2% optical efficiency**.
- ▶ Broad distribution reflector provides general illumination at lower mounting heights (10'-15').
- ▶ Optional upright apertures in the reflector illuminate the ceiling.
- ▶ Factory-mounted, prewired sockets reduce installation time.
- ▶ Ballast(s) secured by two captive bolts and nuts to ensure a tight, reliable fit for maximum heat dissipation.
- ▶ This fixture is proudly made in the USA.



SPECIFICATIONS

Housing – 20-gauge die-formed C.R.S.
Reflector – 22-gauge die-formed C.R.S. with 92% minimum average reflective white polyester powder coated finish.
Finish – 92% minimum average reflective white polyester powder coat bonded to phosphate-free, multi-stage pretreated metal. All parts painted after fabrication to facilitate installation, increase efficiency, and inhibit corrosion.
Electrical – Electronic ballast standard, program start T5, rated Class P.
Mounting – Surface or suspended.
Labels – UL/CUL listed as fluorescent luminaire suitable for dry or damp locations.

ORDERING INFORMATION

SERIES

84 T5 Industrial

NOMINAL LENGTH

4 4'
8 8'

TOTAL LAMPS

1, 2, or 4 (1- or 2-lamp cross-section)

LAMP WATTAGE/TYPE

28T5S 4', 28-watt T5
54T5H 4', 54-watt T5HO

OPTIONS/ACCESSORIES

For generic EM ballast options (must specify voltage), see Fluorescent Information section.

Wireguard accessory available, ordered separately, see Fluorescent Information section.

See back for mounting and accessory details.

- UL** Reflector with upright component
- RA-84** Reflector row aligner (1 pair)
- VBY** (2) Y-hangers
- VBY-2** (2) Y-hangers and (2) 2' chains
- REFL-PERF** Perforated reflector

BALLAST TYPE

- EB1** 1-lamp electronic ballast
- EB2** 2-lamp electronic ballast
- EB4** 4-lamp electronic ballast
- EB2/2** (2) 2-lamp electronic ballasts

VOLTAGE

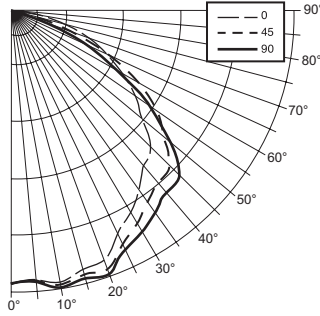
- 120** 120V
- 208** 208V
- 240** 240V
- 277** 277V
- UNV** 120-277V
- 347** 347V
- 480** 480V (T5HO only)
- HRV** 347-480V (T5HO only)

PHOTOMETRY

Catalog #: 84-4-254T5H-EB2

TEST REPORT INFORMATION

- ▶ Test Report #: 11657.0
- ▶ Date: 09/11/02
- ▶ Lamp Type: FP54T5HO/835
- ▶ Lamp Quantity: 2



CANDLEPOWER DISTRIBUTION

Vertical Angle	Horizontal Angle			Zonal Lumens
	0°	45°	90°	
0°	3141.	3141.	3141.	
5°	3110.	3116.	3120.	297.4
15°	3083.	3145.	3182.	889.8
25°	2846.	2973.	3045.	1370.4
35°	2513.	2703.	2829.	1691.1
45°	2256.	2546.	2713.	1953.2
55°	1747.	2062.	1957.	1756.1
65°	1242.	1275.	963.	1195.7
75°	664.	376.	238.	466.8
85°	111.	87.	78.	98.3
90°	0.	0.	0.	

ZONAL CAVITY COEFFICIENTS

	Ceiling			Wall			Floor		
	.80	.70	.50	.70	.50	.30	.50	.30	.10
0	1.16	1.16	1.16	1.13	1.13	1.13	1.08	1.08	1.08
1	1.07	1.03	.99	1.04	1.01	.97	.97	.94	.91
2	.98	.91	.85	.96	.87	.83	.86	.81	.77
3	.90	.81	.73	.88	.79	.72	.76	.70	.66
4	.82	.71	.63	.80	.70	.63	.68	.61	.56
5	.73	.63	.54	.73	.62	.54	.60	.53	.47
6	.69	.56	.48	.67	.55	.47	.53	.46	.41
7	.63	.50	.42	.62	.49	.41	.48	.41	.35
8	.58	.45	.36	.56	.44	.36	.43	.35	.30
9	.53	.40	.32	.52	.39	.31	.38	.31	.26
10	.49	.36	.28	.48	.36	.28	.35	.28	.23

Effective Floor Cavity Reflectance = .20

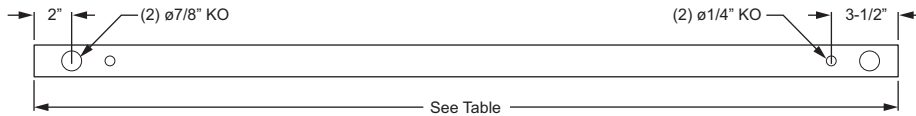
LUMEN SUMMARY

Zone	Lumens	% Lamp	% Fixture
0 - 30	2558.	25.6	26.3
0 - 40	4249.	42.5	43.7
0 - 60	7958.	79.6	81.9
0 - 90	9719.	97.2	100.0
Total Luminaire:			
0 - 180	9719.	97.2	100.0

Total Luminaire Optical Efficiency: **97.2%**
 IES Spacing Criteria: Across = 1.4
 Along = 1.3

FIXTURE DETAILS

BACK VIEW



Nominal Size	Unit Length
4'	46-3/8"
8'	92-13/16"

MOUNTING OPTIONS

