

AREA LIGHT

AL

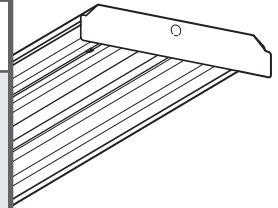
SUBMITTAL:

T8

JOB:

TYPE:

VOLTAGE:



EXAMPLE

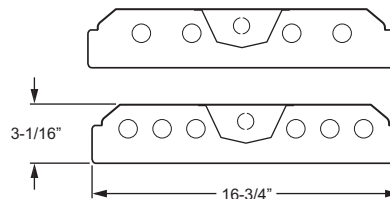
AL - 4 - 6 32 - OPTIONS - EB4/2 - UNV

SERIES NOMINAL LENGTH TOTAL WATTAGE/LAMPS TYPE OPTIONS/ACCESSORIES BALLAST TYPE VOLTAGE



FEATURES

- ▶ Up to **97.4% optical efficiency**,
- ▶ Shallow fixture depth provides sleek, low-profile appearance.
- ▶ Wireway is accessible without the use of tools.
- ▶ Quick-wire access plate in back of fixture housing for easy attachment of incoming power supply.
- ▶ Ballast(s) secured by two captive bolts and nuts to ensure a tight, reliable fit for maximum heat dissipation.
- ▶ This fixture is proudly made in the USA.



SPECIFICATIONS

Housing – 20-gauge die-formed C.R.S.
Reflective Surfaces – 92% minimum average reflective white polyester powder coated finish.
Finish – 92% minimum average reflective white polyester powder coat bonded to phosphate-free, multi-stage pretreated metal. All parts painted after fabrication to facilitate installation, increase efficiency, and inhibit corrosion.
Electrical – Electronic ballast standard, instant start T8, rated Class P.
Mounting – Suspended (see options in ordering information).
Labels – UL/CUL listed as fluorescent luminaire suitable for dry or damp locations.

ORDERING INFORMATION

SERIES

AL Area Light

NOMINAL LENGTH

4 4'

TOTAL LAMPS

4 or 6

LAMP WATTAGE/TYPE

32 4', 32-watt T8

OPTIONS/ACCESSORIES

For generic EM ballast options (must specify voltage), see Fluorescent Information section.

UP Uplight
VBY (2) Y-hangers
VBY-2 (2) Y-hangers and (2) 2' chains
HUB MT 3/4" Cast iron hub and junction box for single 3/4" pendant mount (shipped not attached)
HOOK/CABLE Hook and cable mounting kit, 10'
WG11 11-gauge wireguard, white powder coated

BALLAST TYPE

EB4 4-lamp electronic ballast
EBHW4 4-lamp high-wattage electronic ballast
EB2/2 (2) 2-lamp electronic ballasts
EBHW2/2 (2) 2-lamp high-wattage electronic ballasts
EB3/3 (2) 3-lamp electronic ballasts
EBHW3/3 (2) 3-lamp high-wattage electronic ballasts
EB4/2 (1) 4-lamp and (1) 2-lamp electronic ballast
EBHW4/2 (1) 4-lamp and (1) 2-lamp high-wattage electronic ballast

VOLTAGE

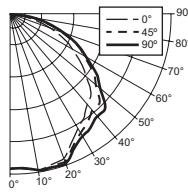
120 120V
277 277V
UNV 120-277V
347 347V

PHOTOMETRY – 6 LAMPS

Catalog #: **AL-4-632**

TEST REPORT INFORMATION

- ▶ Test Report #: 13224.0
- ▶ Date: 08/22/06
- ▶ Lamp Type: F32T8/835/RS
- ▶ Lamp Quantity: 6



LUMEN SUMMARY

Zone	Lumens	% Lamp	% Fixture
0 - 30	4152.	23.5	24.4
0 - 40	6890.	38.9	40.5
0 - 60	12921.	73.0	76.0
0 - 90	16933.	95.7	99.6
90 - 120	67.	.4	.4
90 - 130	67.	.4	.4
90 - 150	67.	.4	.4
90 - 180	67.	.4	.4
Total Luminaire:			
0 - 180	17001.	96.1	100.0

Total Luminaire Optical Efficiency: **96.1%**
 IES Spacing Criteria: End = 1.3, Diagonal = 1.3, Across = 1.4

CANDLEPOWER DISTRIBUTION

Vertical Angle	Horizontal Angle			Zonal Lumens
	0°	45°	90°	
0	5057.	5057.	5057.	
5	5059.	5071.	5082.	484.0
15	5082.	5154.	5191.	1458.9
25	4650.	4782.	4862.	2208.9
35	4151.	4360.	4548.	2738.7
45	3724.	4102.	4372.	3163.1
55	2812.	3294.	3431.	2867.9
65	1929.	2375.	2427.	2271.5
75	971.	1285.	1373.	1325.8
85	149.	412.	502.	414.6
90	24.	161.	233.	

ZONAL CAVITY COEFFICIENTS

Room Cavity Ratio	Ceiling			Wall			Floor		
	.80	.70	.50	.80	.70	.50	.30	.20	.10
0	1.14	1.14	1.14	1.12	1.12	1.12	1.07	1.07	1.07
1	1.05	1.00	.96	1.02	.98	.94	.94	.91	.88
2	.95	.87	.81	.93	.86	.80	.82	.77	.73
3	.87	.77	.69	.85	.76	.68	.73	.66	.61
4	.80	.68	.60	.77	.67	.59	.64	.58	.52
5	.72	.60	.51	.70	.59	.51	.57	.49	.44
6	.66	.53	.45	.64	.52	.44	.51	.43	.38
7	.61	.48	.39	.59	.47	.39	.45	.38	.33
8	.56	.43	.34	.54	.42	.34	.41	.33	.28
9	.51	.38	.30	.50	.37	.30	.36	.29	.24
10	.48	.34	.27	.46	.34	.26	.33	.26	.21

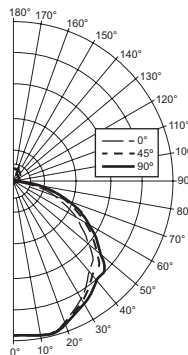
Effective Floor Cavity Reflectance = .20

PHOTOMETRY – 6 LAMPS WITH UPLIGHT

Catalog #: **AL-4-632-UL**

TEST REPORT INFORMATION

- ▶ Test Report #: 13239.0
- ▶ Date: 08/22/06
- ▶ Lamp Type: F32T8/835/RS
- ▶ Lamp Quantity: 6



LUMEN SUMMARY

Zone	Lumens	% Lamp	% Fixture
0 - 30	4144.	23.4	24.0
0 - 40	6821.	38.5	39.5
0 - 60	12539.	70.8	72.7
0 - 90	16330.	92.3	94.7
90 - 120	234.	1.3	1.4
90 - 130	357.	2.0	2.1
90 - 150	637.	3.6	3.7
90 - 180	916.	5.2	5.3
Total Luminaire:			
0 - 180	17246.	97.4	100.0

Total Luminaire Optical Efficiency: **97.4%**
 IES Spacing Criteria: End = 1.3, Diagonal = 1.3, Across = 1.3

CANDLEPOWER DISTRIBUTION

Vertical Angle	Horizontal Angle			Zonal Lumens
	0°	45°	90°	
0	5121.	5121.	5121.	
5	5115.	5122.	5130.	489.0
15	5145.	5178.	5190.	1466.5
25	4660.	4720.	4794.	2188.5
35	4119.	4246.	4422.	2676.5
45	3624.	3903.	4153.	3016.4
55	2710.	3083.	3228.	2702.0
65	1856.	2225.	2345.	2155.6
75	932.	1234.	1316.	1262.4
85	134.	372.	447.	372.7
90	7.	149.	216.	

ZONAL CAVITY COEFFICIENTS

Room Cavity Ratio	Ceiling			Wall			Floor		
	.80	.70	.50	.80	.70	.50	.30	.20	.10
0	1.15	1.15	1.15	1.11	1.11	1.11	1.05	1.05	1.05
1	1.05	1.01	.97	1.02	.98	.94	.93	.90	.87
2	.96	.88	.82	.93	.86	.80	.82	.77	.72
3	.88	.78	.70	.85	.76	.69	.72	.66	.61
4	.80	.69	.60	.78	.67	.59	.64	.57	.52
5	.73	.61	.52	.71	.59	.51	.56	.49	.44
6	.67	.54	.45	.65	.53	.45	.51	.43	.38
7	.62	.48	.40	.60	.47	.39	.45	.38	.33
8	.57	.43	.35	.55	.42	.34	.41	.33	.28
9	.52	.39	.31	.50	.38	.30	.36	.29	.24
10	.48	.35	.27	.47	.34	.27	.33	.26	.21

Effective Floor Cavity Reflectance = .20

FIXTURE DETAILS

BACK VIEW

