

CATALOG #: _____

TYPE: _____

PROJECT: _____

FEATURES

- Tunable white from 3000K to 5000K CCT, minimum of 80 CRI
- Sleek, linear design incorporates clean lines and slim styling
- Slightly wrapped lens creates glowing edge and smooth illumination
- Attractive source of direct or indirect lighting for use in offices, hallways, conference rooms and medical facilities
- Made Right Here® in the USA

SPECIFICATIONS

- HOUSING – Extruded aluminum.
- SHIELDING – Frosted acrylic lens.
- FINISH – Matte, smooth silver sparkle standard. All other colors default to textured finish. Polyester powder coat bonded to phosphate-free, multi-stage pretreated metal. All parts painted after fabrication to facilitate installation, increase efficiency, and inhibit corrosion.
- ELECTRICAL – High quality mid-power LED board. L70 > 60,000 hours per IES TM-21. Tunable White products use LEDs of multiple CCTs and may produce a perceptibly different shade of white from single-CCT products at the same CCT. All CCTs are within 3 MacAdam ellipses.
- MOUNTING – Suspended. 1/16" diameter adjustable steel leveling aircraft cable and mounting hardware necessary for grid ceiling applications provided.
- LISTINGS –
 - cETLus conforms to UL STD 1598 and UL STD 8750. Certified to CAN/CSA STD C22.2 No. 250.0. Suitable for damp locations.
- WARRANTY – 5-year limited warranty, see hew.com/warranty.

ORDERING EXAMPLE: AX2U - 4 - L30/8TW - S - AC/D48 - OPTIONS - DALI - UNV

ORDERING INFO

SERIES	LENGTH	LUMENS ⁽¹⁾	COLOR	FIXTURE TYPE
AX2D Down	2 2'	2'	8TW Tunable white (80 CRI, 3000K-5000K)	F Electrical feeder unit ⁽²⁾
AX2U Up	4 4'	L15 1,500lm		J Joiner unit ⁽³⁾
	8 8'	4'		S Stand-alone unit ⁽⁴⁾
		L30 3,000lm		
		8'		
		L60 6,000lm		

MOUNTING (EXAMPLE: AC/D48) ⁽⁵⁾

Prefix	Type	Length
AC/	D 1" grid & hardpan	24 24"
	N 9/16" grid	48 48"
	S Slot grid	96 96"

OPTIONS ⁽⁶⁾

(L_) Additional lower lumen packages available. ⁽⁷⁾
 Example: 2,500 nominal lumens =
 AX2U-4-L30/8TW-S-(L25)

CONTROL

DALI Driver prewired for DALI applications ⁽⁸⁾

VOLTAGE

120 120V
 277 277V
 UNV 120-277V

NOTES

- ¹ Lumens based on 4000 CCT. Actual lumens may vary +/-5%. See page 2 for FIXTURE PERFORMANCE DATA. Additional lumen packages available, see options.
- ² 3-conductor straight white cord standard. Wire gauge to be determined by row length. Quick-connect wiring harness, two end plates, field installed.
- ³ No cord, quick-connect wiring harness, no end plates.

- ⁴ 3-conductor straight white cord standard, two end plates installed
- ⁵ See page 2 for MOUNTING DETAILS.
- ⁶ See page 3 for FINISH OPTIONS.
- ⁷ Specify in increments of 100 nominal lumens. Option must be specified with next higher lumen package.
- ⁸ See page 3 for CONTROL DETAILS.



AX2^{tunable WHITE} 2" Suspended Architectural

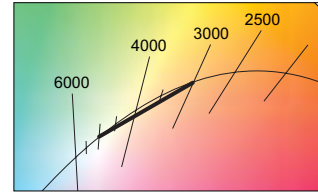
FIXTURE PERFORMANCE DATA

	LED PACKAGE	DELIVERED LUMENS	WATTAGE	EFFICACY (lm/W)
2'	L15	1560	18.6	84.1
4'	L30	3029	35.9	84.4
8'	L60	6057	71.8	84.4

- Photometrics tested in accordance with IESNA LM-79. Results shown are based on 25°C ambient temperature.
- Wattage shown is average for 120V through 277V input.
- Results based on 4000K, 80 CRI, actual lumens may vary +/-5%
- Use multiplier table to calculate additional options.

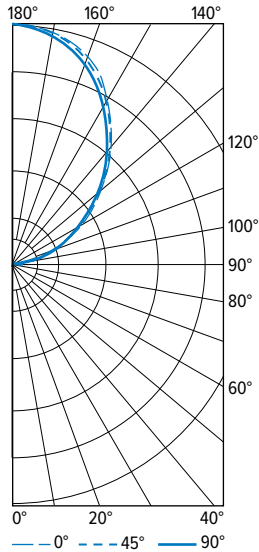
MULTIPLIER TABLE

CCT	CONVERSION FACTOR	
	LUMENS	WATTAGE
3000K	0.95	1.04
3500K	0.98	1.02
4000K	1.00	1.00
5000K	0.96	1.04



PHOTOMETRY

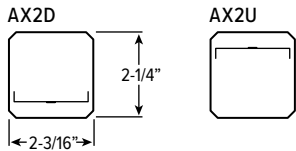
AX2U-4-L30/8TW-S Total Luminaire Output: 3029 lumens; 35.9 Watts | Efficacy: 84 lm/W | 84 CRI; 3483K CCT



VERTICAL ANGLE	HORIZONTAL ANGLE			ZONAL LUMENS
	0°	45°	90°	
0	0	0	0	
5	0	0	0	0
15	0	0	0	0
25	0	0	0	0
35	0	0	0	0
45	0	0	10	2
55	0	7	18	7
65	0	12	26	13
75	0	19	37	20
85	1	24	44	28
90	8	34	59	
95	37	63	90	75
105	157	167	191	184
115	308	306	311	311
125	487	478	459	431
135	676	658	639	514
145	864	856	827	535
155	1047	1029	1008	473
165	1153	1145	1126	322
175	1205	1206	1200	114
180	1215	1215	1215	

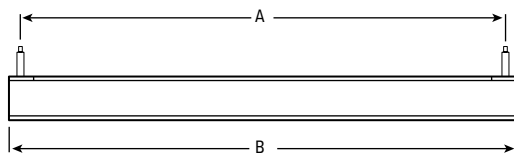
LUMEN SUMMARY	ZONE	LUMENS	% FIXTURE
	0 - 30	0	0
	0 - 40	0	0
	0 - 60	10	0
	0 - 90	70	2
	90 - 120	570	19
	90 - 150	2049	68
	90 - 180	2959	98
	0 - 180	3029	100

CROSS SECTIONS



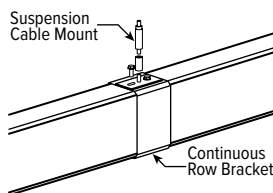
MOUNTING DETAILS

SIDE VIEW



NOMINAL LENGTH	MOUNTING LENGTH (A)	ACTUAL LENGTH (B)
2'	24-5/8"	25-7/8"
4'	46-13/16"	48-1/16"
8'	89-7/8"	91-1/8"

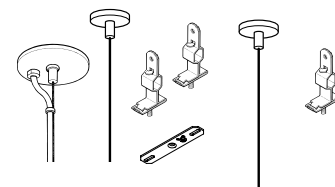
CONTINUOUS ROW FIXTURES



When row mounting fixtures, joint between fixtures will be visible at 4' or 8' intervals depending on fixture length.

STANDARD HARDWARE (Grid & Hardpan)

FEEDER/STAND-ALONE JOINER



- Fixtures are provided with adjustable length aircraft cables and mounting hardware, must specify.
- Electrical supply is brought into the feeder fixture, either as part of a row or as a stand-alone unit. Joiner fixtures complete the row.
- The feeder kits are standard with a 5" canopy to cover the junction box and a 2" canopy at the non-feed point. No J-box is required at non-feed points.




AX2 tunable WHITE 2" Suspended Architectural

CONTROL DETAILS



FINISH OPTIONS



For custom color, please specify RAL code or a manufacturer code with description. All custom colors other than RAL require two sample swatches, minimum 1" square.

