

CATALOG #: _____

TYPE: _____

PROJECT: _____

FEATURES

- Tunable white from 3000K to 5000K CCT, minimum 80 CRI
- Provides soft, uniform, illumination for contractor and extruded coves
- Field-adjustable to the inch ensures a perfect fit
- Exceptional performance and value
- Multiple dimming options and integral emergency battery
- Quick-connect wiring for simple lay-in installation
- Design spaces quickly with the Linear Product Builder
- Light weight fixture assembly, 2.2 lbs/ft
- Made Right Here® in the USA

SPECIFICATIONS

- **HOUSING** – Formed sheet metal.
- **SHIELDING** – Extruded diffuse acrylic lens.
- **FINISH** – 92% minimum average reflective white polyester powder coat bonded to phosphate-free, multi-stage pretreated metal. All parts painted after fabrication to facilitate installation, increase efficiency, and inhibit corrosion.
- **ELECTRICAL** – High quality mid-power LED boards. L70 >60,000 hours per IES TM-21. Tunable White products use LEDs of multiple CCTs and may produce a perceptibly different shade of white from single-CCT products at the same CCT. All CCTs are within 3 MacAdam ellipses.
- **MOUNTING** – Lay-in cove.
- **LISTINGS** – cCSAus certified as luminaire suitable for dry or damp locations.
- **WARRANTY** – 5-year limited warranty, see hew.com/warranty.

ORDERING EXAMPLE: CX E - 14'08 - L10/8TW - 25 - D - OPTIONS - DALI - UNV

| SERIES | COVE TYPE ^[1] | LENGTH |
|--------|---|--|
| CX | C Contractor Cove E Extruded Cove ^[2] | Lengths specified in feet and inches using 1" increments, 2' minimum. Example: 14'08 = 14'-8" |

Product Builder

Easily build shapes & simplify ordering with the Williams Linear Product Builder at hew.com/product-builder



| LUMENS ^[3] | COLOR | DISTRIBUTION | SHIELDING ^[4] |
|-----------------------|---|--------------|-----------------------------|
| L4 400lm | 8TW Tunable white (80 CRI, 3000K-5000K) | 0 0° | D Diffuse acrylic dustcover |
| L6 600lm | | 25 25° | |
| L8 800lm | | | |
| L10 1000lm | | | |

| OPTIONS | CONTROL ^[5] | VOLTAGE |
|---|---|--------------|
| AMW Anti-microbial white finish | DALI Driver prewired for DALI applications | 120 120V |
| EM/10WLP Low-profile 10-watt emergency LED battery ^[6] | DIM Dimming driver with (1) 0-10V signal to control dimming (1) 0-10V signal to control CCT | 277 277V |
| | DMX Driver prewired for DMX applications | UNV 120-277V |

NOTES

- ¹ For additional styles, consult factory.
- ² By others. See page 2 for FIXTURE DETAILS.
- ³ Lumens based on 4000 CCT. Actual lumens may vary +/-5%, see page 2 for FIXTURE PERFORMANCE DATA.
- ⁴ Lens length trimmed to size in field.
- ⁵ See page 3 for CONTROL DETAILS.
- ⁶ Not available with fixtures less than 4'.

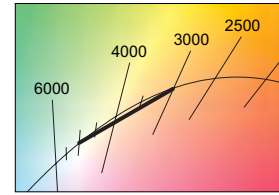


FIXTURE PERFORMANCE DATA

| | PER FOOT | | | |
|-----|--------------|------------------|---------|-----------------|
| | DISTRIBUTION | DELIVERED LUMENS | WATTAGE | EFFICACY (lm/W) |
| L4 | 0 | 413 | 3.7 | 113 |
| | 25 | 408 | | 110 |
| L6 | 0 | 615 | 5.5 | 112 |
| | 25 | 607 | | 110 |
| L8 | 0 | 816 | 7.4 | 111 |
| | 25 | 805 | | 109 |
| L10 | 0 | 1015 | 9.2 | 110 |
| | 25 | 1002 | | 109 |

MULTIPLIER TABLE

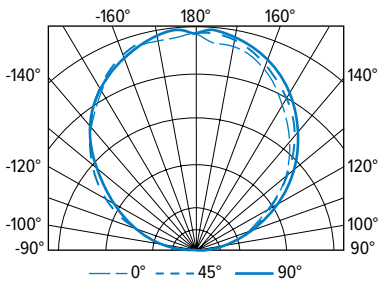
| CCT | CONVERSION FACTOR | |
|-------|-------------------|---------|
| | LUMENS | WATTAGE |
| 3000K | 0.95 | 1.04 |
| 3500K | 0.98 | 1.02 |
| 4000K | 1.00 | 1.00 |
| 5000K | 0.96 | 1.04 |



- Photometrics tested in accordance with IESNA LM-79. Results shown are based on 25°C ambient temperature.
- Wattage shown is average for 120V through 277V input.
- Results based on D shielding, 4000K, 80 CRI, actual lumens may vary +/-5%.
- Use multiplier table to calculate additional options.

PHOTOMETRY

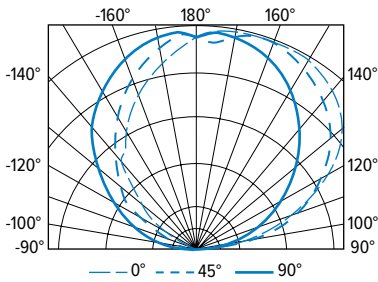
CXC-3'08-L10/8TW-0-D-DALI Total Luminaire Output: 3735 lumens; 34 Watts | Efficacy: 110 lm/W | 80 CRI; 4000K CCT



| VERTICAL ANGLE | HORIZONTAL ANGLE | | | | | ZONAL LUMENS |
|----------------|------------------|------|------|------|------|--------------|
| | 0° | 45° | 90° | 135° | 180° | |
| 90 | 0 | 0 | 0 | 0 | 0 | 0 |
| 95 | 2 | 11 | 72 | 67 | 69 | 64 |
| 105 | 198 | 228 | 280 | 266 | 266 | 267 |
| 115 | 421 | 445 | 464 | 485 | 472 | 461 |
| 125 | 621 | 644 | 679 | 697 | 675 | 600 |
| 135 | 805 | 836 | 878 | 890 | 872 | 670 |
| 145 | 972 | 1009 | 1044 | 1062 | 1052 | 648 |
| 155 | 1123 | 1156 | 1188 | 1207 | 1196 | 543 |
| 165 | 1227 | 1264 | 1284 | 1294 | 1269 | 359 |
| 175 | 1259 | 1313 | 1334 | 1332 | 1283 | 125 |
| 180 | 1309 | 1309 | 1309 | 1309 | 1309 | |

| LUMEN SUMMARY | ZONE | LUMENS | % FIXTURE |
|---------------|---------|--------|-----------|
| | 0 - 30 | 792 | 21 |
| | 0 - 40 | 1392 | 37 |
| | 0 - 60 | 2709 | 73 |
| | 0 - 90 | 3735 | 100 |
| | 0 - 180 | 3735 | 100 |

CXC-3'08-L10/8TW-25-D-DALI Total Luminaire Output: 3687 lumens; 34 Watts | Efficacy: 109 lm/W | 80 CRI; 4000K CCT

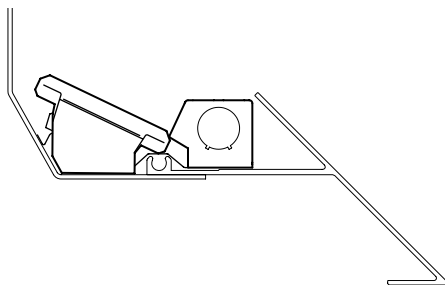


| VERTICAL ANGLE | HORIZONTAL ANGLE | | | | | ZONAL LUMENS |
|----------------|------------------|------|------|------|------|--------------|
| | 0° | 45° | 90° | 135° | 180° | |
| 90 | 0 | 0 | 0 | 0 | 0 | 0 |
| 95 | 121 | 120 | 70 | 18 | 6 | 84 |
| 105 | 411 | 476 | 272 | 67 | 54 | 280 |
| 115 | 748 | 732 | 458 | 259 | 101 | 468 |
| 125 | 1004 | 929 | 636 | 490 | 305 | 603 |
| 135 | 1158 | 1064 | 826 | 651 | 521 | 659 |
| 145 | 1246 | 1177 | 1001 | 829 | 712 | 624 |
| 155 | 1284 | 1253 | 1130 | 983 | 886 | 513 |
| 165 | 1271 | 1279 | 1215 | 1132 | 1033 | 338 |
| 175 | 1200 | 1258 | 1257 | 1241 | 1157 | 117 |
| 180 | 1226 | 1226 | 1226 | 1226 | 1226 | |

| LUMEN SUMMARY | ZONE | LUMENS | % FIXTURE |
|---------------|---------|--------|-----------|
| | 0 - 30 | 833 | 23 |
| | 0 - 40 | 1436 | 39 |
| | 0 - 60 | 2720 | 74 |
| | 0 - 90 | 3687 | 100 |
| | 0 - 180 | 3687 | 100 |

FIXTURE DETAILS

EXTRUDED COVE, 25°



Example cove style, by others, shown

EXTENDED CHANNEL



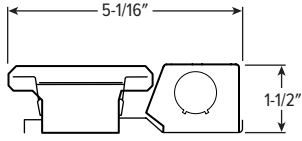
Adjustable to the inch



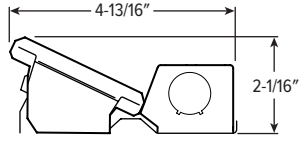
CROSS SECTIONS

CONTRACTOR COVE TYPE

0° DISTRIBUTION

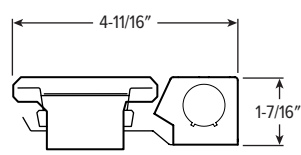


25° DISTRIBUTION

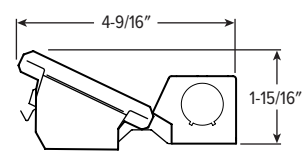


EXTRUDED COVE TYPE

0° DISTRIBUTION

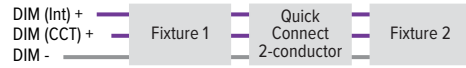


25° DISTRIBUTION



CONTROL DETAILS

DIM



DALI



DMX

