

DIRECT/INDIRECT SHALLOW

DISH

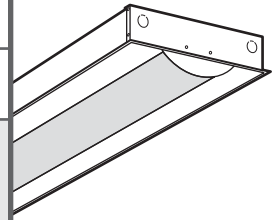
SUBMITTAL:

1x4

JOB:

TYPE:

VOLTAGE:



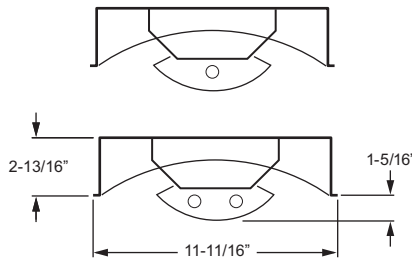
EXAMPLE

DISH G - S 1 4 - 2 54T5H - WPR - OPTIONS - EB2 - UNV

SERIES CEILING TYPE FIXTURE NOM. STYLE W. L. TOTAL LAMPS WATTAGE/TYPE SHIELDING OPTIONS BALLAST TYPE VOLTAGE

FEATURES

- ▶ Fixture depth of less than 3" makes the DISH an ideal choice for applications with minimal plenum depth.
- ▶ Non-glare matte white powder coated reflectors and end caps provide soft, uniform illumination.
- ▶ Gently curved basket extends below the ceiling plane to provide uniform light distribution and subtle illumination of walls and ceilings.
- ▶ Swing-down basket for easy access to the electrical components.
- ▶ One-piece reflector is easily removed for access to the electrical.
- ▶ This fixture is proudly made in the USA.



SPECIFICATIONS

Housing – 22-gauge die-formed C.R.S.
Reflector – Precision die-formed C.R.S. with highly reflective non-glare matte white polyester powder coated finish.
Shielding – Die-formed C.R.S., 50% open perforation, white polyester powder coated diffuser with matte white acrylic overlay.
Finish – Highly reflective non-glare matte white polyester powder coat bonded to phosphate-free, multi-stage pretreated metal. All parts painted after fabrication to facilitate installation, increase efficiency, and inhibit corrosion.
Electrical – Electronic ballast standard, program start T5, rated Class P.
Mounting – NEMA Type "G" standard. For flange installations use the Drywall Kit (DFK), ordered separately, see [Technical Info](#).
Labels – UL/CUL listed as recessed fluorescent luminaire suitable for dry or damp locations. City of Chicago Environmental Air approved when specified with CP option.

ORDERING INFORMATION

SERIES

DISH Direct/Indirect Shallow

CEILING TYPE

G NEMA Type "G"
 For flange installations use the Drywall Kit (DFK), ordered separately, see [Technical Info](#).

FIXTURE STYLE

S Static, no air capability

NOMINAL WIDTH

1 1'

NOMINAL LENGTH

4 4'

TOTAL LAMPS

1 or 2

LAMP WATTAGE/TYPE

28T5S 4', 28-watt T5
54T5H 4', 54-watt T5HO

SHIELDING

WPR White perforated round
WPR/DUSTCOVER White perforated round with dust and debris cover

OPTIONS

For generic EM ballast options (must specify voltage), see [Technical Info](#).
EQCLIPS Earthquake clips (4 per fixture)
CP Chicago Plenum (CCEA)

BALLAST TYPE

EB1 1-lamp electronic ballast
EB2 2-lamp electronic ballast

VOLTAGE

120 120V
277 277V
UNV 120-277V
347 347V



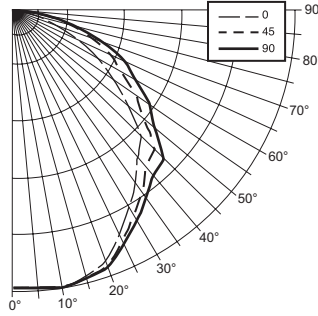
1x4

PHOTOMETRY INFORMATION

Catalog #: DISHG-S14-254T5H-WPR

TEST REPORT INFORMATION

- ▶ Test Report #: 13018.0
- ▶ Date: 04/28/06
- ▶ Lamp Type: FP54T5HO
- ▶ Lamp Quantity: 2



CANDLEPOWER DISTRIBUTION

Vertical Angle	Horizontal Angle			Zonal Lumens
	0°	45°	90°	
0°	2124.	2124.	2124.	
5°	2123.	2123.	2122.	202.6
15°	2099.	2114.	2122.	598.8
25°	1898.	1944.	1972.	897.8
35°	1608.	1687.	1745.	1057.2
45°	1355.	1494.	1595.	1150.6
55°	927.	1122.	1241.	991.4
65°	556.	801.	922.	770.0
75°	256.	449.	501.	448.4
85°	52.	123.	180.	135.0
90°	9.	71.	165.	

ZONAL CAVITY COEFFICIENTS

	Ceiling	.80			.70			.50		
	Wall	.70	.50	.30	.70	.50	.30	.50	.30	.10
Room Cavity Ratio	0	.75	.75	.75	.73	.73	.73	.70	.70	.70
	1	.69	.66	.63	.67	.64	.62	.62	.60	.58
	2	.63	.58	.54	.61	.57	.53	.54	.51	.48
	3	.57	.51	.46	.56	.50	.46	.48	.44	.41
	4	.53	.45	.40	.51	.45	.40	.43	.39	.35
	5	.48	.40	.35	.47	.39	.34	.38	.33	.30
	6	.44	.36	.30	.43	.35	.30	.34	.29	.26
	7	.41	.32	.27	.40	.32	.26	.31	.26	.23
	8	.37	.29	.23	.36	.28	.23	.28	.23	.20
	9	.34	.26	.21	.33	.25	.20	.25	.20	.17
	10	.32	.23	.18	.31	.23	.18	.22	.18	.15

Effective Floor Cavity Reflectance = .20

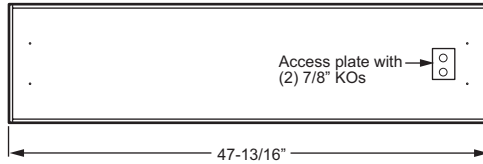
LUMEN SUMMARY

Zone	Lumens	% Lamp	% Fixture
0 - 30	1699.	17.0	27.1
0 - 40	2756.	27.6	44.0
0 - 60	4898.	49.0	78.2
0 - 90	6252.	62.5	99.8
Total Luminaire:			
0 - 180	6265.	62.7	100.0

Total Luminaire Optical Efficiency: **62.7%**
 IES Spacing Criteria: End = 1.2
 Diagonal = 1.3
 Across = 1.3

FIXTURE DETAILS

BACKVIEW



DUSTCOVER OPTION

