

Shown with AD (standard)

CATALOG #: \_\_\_\_\_

TYPE: \_\_\_\_\_

PROJECT: \_\_\_\_\_

**FEATURES**

- Air return capability reduces number of unsightly ceiling vents for a cleaner appearance
- Provide soft, uniform illumination
- Choice of 6 diffusers
- Power and light levels can be custom set to meet energy and design needs
- Shallow housing depth
- Maximize energy savings with efficacies as high as 138 lm/W
- Made Right Here® in the USA

**SPECIFICATIONS**

- HOUSING – 20-gauge die-formed C.R.S.
- REFLECTOR – Precision die-formed C.R.S. with highly reflective non-glare matte white polyester powder coated finish.
- SHIELDING – Ribbed acrylic standard (2x2, 2x4). White perforated round standard (1x4)
- FINISH – Highly reflective non-glare matte white polyester powder coat bonded to phosphate-free, multi-stage pretreated metal. All parts painted after fabrication to facilitate installation, increase efficiency, and inhibit corrosion.
- ELECTRICAL – High quality mid-power LED boards. Rated > 50,000 hours at 70% lumen maintenance (L70).
- MOUNTING – NEMA Type “G” standard. NEMA Type “SS” available (earthquake clips included).
- LISTINGS –
  - cETLus conforms to UL STD 1598 and UL STD 8750. Certified to CAN/CSA STD C22.2 No. 250.0. Suitable for damp locations.
  - DesignLights Consortium qualified product. Not all versions of this product may be DLC qualified, see the DLC Qualified Products List at [www.designlights.org/QPL](http://www.designlights.org/QPL).
- WARRANTY – 5-year limited warranty, see [hew.com/warranty](http://hew.com/warranty).

**ORDERING EXAMPLE: DI G - AR 2 4 - L98/835 - AD - OPTIONS - DIM - UNV**

**ORDERING INFO**

SERIES	CEILING TYPE	FIXTURE STYLE	WIDTH	LENGTH	LUMENS <sup>[1]</sup>
DI	G NEMA Type “G”	AR Air return only <sup>[3]</sup>	1 1' <sup>[4]</sup>	2 2'	1x4
			2 2'	4 4'	L28 2,800lm
				L47 4,700lm	
				L60 6,000lm	
				2x2	
				L24 2,400lm	
				L32 3,200lm	
				L48 4,800lm	
				2x4	
				L50 5,000lm	
				L64 6,400lm	
				L88 8,800lm	
		L98 9,800lm			

CRI	CCT	SHIELDING <sup>[5]</sup>	
8 80	27 2700K	AD	Ribbed acrylic <sup>[7]</sup>
9 90 <sup>[6]</sup>	30 3000K	WPR	White perforated round <sup>[8]</sup>
	35 3500K	WPRL	White perforated with round louver <sup>[9]</sup>
	40 4000K	WPASL	White perforated with aluminum solid louver <sup>[10]</sup>
	50 5000K	WPR/SPLIT	White perforated round with split <sup>[11]</sup>
		WPR/ACRY/CTR/CLR	White perforated round with center clear acrylic <sup>[12]</sup>

OPTIONS <sup>[13]</sup>	CONTROL <sup>[14]</sup>	VOLTAGE
EM/10W 10-watt emergency driver	DIM Dimming driver	120 120V
EQCLIPS Earthquake clips <sup>[15]</sup>	DRV Non-dimming driver	277 277V
(L_) Additional lower lumen packages available. <sup>[16]</sup> Example: 7,000 nominal lumens = DIG-AR24-L88/850-(L70).		UNV 120-277V
		347 347V <sup>[17]</sup>



**NOTES**

- <sup>1</sup> Lumen output based on 3500 CCT, AD shielding for 2x2 and 2x4, and WPR shielding for 1x4. Actual lumens may vary +/-5%, see page 2 for FIXTURE PERFORMANCE DATA. Additional lumen package available, see options
- <sup>2</sup> Earthquake clips included
- <sup>3</sup> Through side slots
- <sup>4</sup> Available with 4' length only.
- <sup>5</sup> See page 3 for SHIELDING DETAILS.
- <sup>6</sup> Extended lead times may apply. Consult factory for availability.
- <sup>7</sup> Standard for 2x2 and 2x4.. Not available with 1x4.
- <sup>8</sup> Standard for 1x4.
- <sup>9</sup> 2x2 and 2x4 only.
- <sup>10</sup> 2x2 and 2x4 only.
- <sup>11</sup> 2x2 and 2x4 only.
- <sup>12</sup> 2x2 and 2x4 only. Consult factory for additional colors.
- <sup>13</sup> See page 3 for FLEXIBLE WHIP OPTIONS.
- <sup>14</sup> See page 2 for ADDITIONAL CONTROL OPTIONS.
- <sup>15</sup> 4 per fixture
- <sup>16</sup> Specify in increments of 100 nominal lumens. Option must be specified with next higher lumen package.
- <sup>17</sup> Not available with EM batteries

## FIXTURE PERFORMANCE DATA

	LED PACKAGE	DELIVERED LUMENS	WATTAGE	EFFICACY (lm/W)
1x4	L28	2729	31.2	87.5
	L47	4739	58.3	81.3
	L60	6016	71.1	84.6
2x2	L24	2472	19.5	127.1
	L32	3286	25.8	127.6
	L48	4862	37.9	128.3
2x4	L50	5060	37.4	135.4
	L64	6317	45.7	138.1
	L88	8857	65.9	134.3
	L98	9869	74.8	131.9

- Phometrics tested in accordance with IESNA LM-79. Results shown are based on 25°C ambient temperature.
- Wattage shown is average for 120V through 277V input.
- Results based on 3500K and AD shielding for 2x2 and 2x4 and WPR shielding for 1x4, 80 CRI, actual lumens may vary +/-5%
- Use multiplier tables to calculate additional options.

## MULTIPLIER TABLES

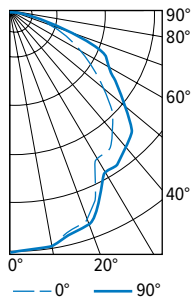
	COLOR TEMPERATURE	
	CCT	CONVERSION FACTOR
80 CRI	2700K	0.97
	3000K	0.99
	3500K	1.00
	4000K	1.03
	5000K	1.06
90 CRI	2700K	0.80
	3000K	0.82
	3500K	0.83
	4000K	0.86
	5000K	0.89

SHIELDING		
LENS	2x2   2x4	1x4
AD	1.00	–
WPR	0.78	1.00
WPRL	0.85	–
WPASL	0.83	–
WPR/SPLIT	0.75	–
WPR/ACRY	0.76	–

- Note: Shielding multipliers also apply to (L\_) option.

## PHOTOMETRY

DIG-AR24-L98/835-AD Total Luminaire Output: 9869 lumens; 74.8 Watts | Efficacy: 131.9 lm/W | 84.7 CRI; 3531K CCT



VERTICAL ANGLE	HORIZONTAL ANGLE			ZONAL LUMENS
	0°	45°	90°	
0	3587	3587	3587	
5	3545	3544	3546	338
15	3373	3397	3417	966
25	2975	3043	3097	1406
35	2531	2670	2771	1659
45	2156	2386	2530	1789
55	1519	1778	1939	1574
65	1009	1309	1567	1257
75	506	687	618	689
85	143	158	173	189
90	0	0	0	

LUMEN SUMMARY	ZONE	LUMENS	% FIXTURE
	0 - 30	2710	28
	0 - 40	4369	44
	0 - 60	7733	78
	0 - 90	9869	100
	0 - 180	9869	100

## ADDITIONAL CONTROL OPTIONS

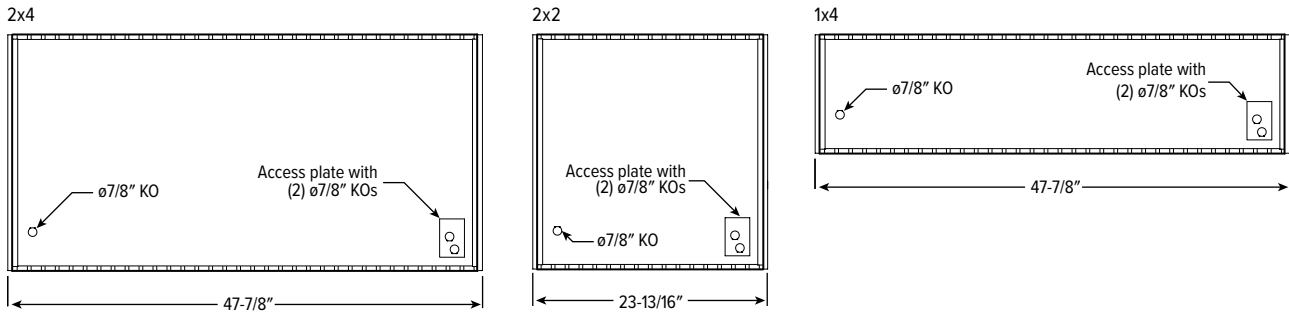
Note: Lumen restrictions apply, consult product builder at [hew.com/product-builder](http://hew.com/product-builder).

CATALOG NUMBER	DESCRIPTION
DRV	Driver prewired for non-dimming applications
DIM	Dimming driver prewired for 0-10V low voltage applications
DIM1	1% dimming driver prewired for 0-10V low voltage applications
DIM LINE	Line voltage dimming driver (Must specify 120V or 277V only)
SD40	40% step-dimming driver
SD50	50% step-dimming driver
DALI	DALI dimming driver
LTE LINE	Lutron Hi-lume 1% 2-wire dimming driver forward phase line voltage controls (120V only)
LDE1	Lutron Hi-lume 1% EcoSystem dimming LED driver
LDE5	Lutron 5-Series 5% EcoSystem dimming LED driver
ELDO SOLOB	EldoLED Solodrive, 0.1% dimming driver for 0-10V controls
ELDO SOLOB DALI	EldoLED Solodrive, 0.1% dimming driver for DALI controls
ELDO ECO1	EldoLED Ecodrive, 1% dimming driver for 0-10V controls
ELDO ECO1 DALI	EldoLED Ecodrive, 1% dimming driver for DALI controls



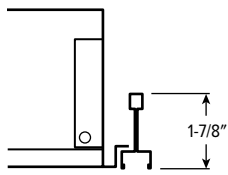
## FIXTURE DETAILS

### BACKVIEW

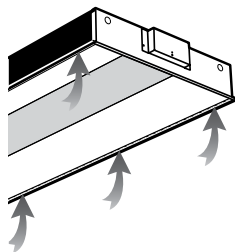


### SLOT GRID

Screw slot NEMA type "SS"

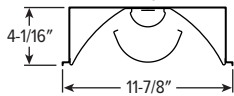


### AIR RETURN

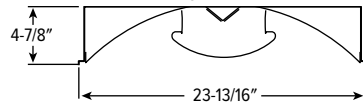


## CROSS SECTIONS

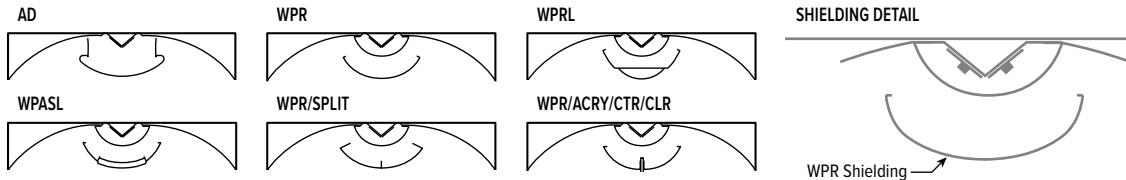
### 1x4 WPR Shielding



### 2x2 | 2x4 AD Shielding



## SHIELDING DETAILS



## FLEXIBLE WHIP OPTIONS

All Williams recessed troffers are available with a flexible metallic wiring harness, factory-attached and hard-wired to the luminaire. See ordering information table.

Straight connectors are a snap-in type. Consult factory for wiring harness utilizing connectors secured by lock nuts, optional flex size, lengths, and other wire sizes or circuitry. Three-wire flex utilizes black, white, and green wire. Four-wire flex utilizes black, white, red, and green wire. Adding an emergency option requires an additional wire.

Williams fixtures are UL listed to provide factory-installation of several manufacturers' modular wiring devices. Consult factory for availability and ordering information.

DESIGNATION	DESCRIPTION	DRIVER
F338	6' of 3/8" flex, (3) No. 18 AWG wires with (2) straight connectors	DRV, LTE LINE
F348	6' of 3/8" flex, (4) No. 18 AWG wires with (2) straight connectors	SD40
F334	6' of 3/8" flex, (3) No. 14 AWG wires with (2) straight connectors	DRV, LTE LINE
F344	6' of 3/8" flex, (4) No. 14 AWG wires with (2) straight connectors	SD40
F358	6' of 3/8" flex, (5) #18 AWG wires with (2) straight connectors	DIM, DALI

