

Shown with mounting bracket (standard)

CATALOG #: _____

Type: _____

PROJECT: _____

FEATURES

- NEMA 4X, IP66, IP67, and NSF/ANSI Standard 2-Splash Zone certified
- Precisely formed lens provides maximum efficiency/reduced glare
- Seamless closed-cell gasket, poured and formed in place
- Hose-down tested at 1500 PSI at 1.4 GPM to withstand water penetration
- Liquid-tight power entry
- Stainless steel latches are available for harsh environments
- Made Right Here® in the USA

ORDERING EXAMPLE: EGL2 - 4 - L250/840 - HIAFR - OPTIONS - DRV - UNV

ORDERING INFO

SERIES	LENGTH	LUMENS ^[1]	CRI	CCT	SHIELDING	
EGL2	4 4'	L107	10,000lm	8 80	40 4000K	HIAFR Frosted, impact-resistant acrylic
		L145	14,500lm		50 5000K	HIA Clear, impact-resistant acrylic
		L197	19,700lm			PC Clear, UV stabilized impact-resistant polycarbonate
		L250	25,000lm ^[2]			
		L310	31,000lm ^[3]			

SPECIFICATIONS

- ENCLOSURE – Outer housing consists of 5VA (f1) fiberglass, rated for flame and weather resistance.
- INTERNAL HOUSING – .050" aluminum.
- LATCHING – Injection-molded polycarbonate latches. Stainless steel latches are available for harsh environments.
- REFLECTOR – 95% reflective highly specular aluminum.
- REFLECTIVE SURFACES – 92% minimum average reflective white polyester powder coat bonded to phosphate-free, multi-stage pretreated metal. All internal parts painted after fabrication to facilitate installation, increase efficiency, and inhibit corrosion.
- SHIELDING – Frosted, impact-resistant acrylic.
- ELECTRICAL – High quality mid-power LED board. L70 >50,000 hours. -20°C to 40°C maximum ambient operating temperature. -40°C minimum operating temperature with LA40 option.
- POWER SUPPLY – Fixture has holes in each end suitable for 1/2" electrical trade size liquid-tight connectors. Power supply must be with flexible liquid-tight conduit or cord rated for wet location use.
- MOUNTING – Surface or suspended using four stainless steel mounting straps and two flexible ceiling mount brackets included.
- LISTINGS –
 - cETLus listed as LED luminaire suitable for dry, damp, or wet locations.
 - DesignLights Consortium qualified product. Not all versions of this product may be DLC qualified, see the DLC Qualified Products List at www.designlights.org/QPL.
 - NSF/ANSI Standard 2-Splash Zone certified, IP65, IP66, and IP67 certified, and rated for NEMA 4X.
- WARRANTY – 5-year limited warranty, see hew.com/warranty.

OPTIONS ^[4]

EM/10W	10-watt emergency battery ^[6]
LA40	-40°C minimum operating temperature
(L_)	Additional lower lumen packages available Example: 16,100 lumens = EGL2-4-L197/840-HIAFR-(L161) ^[7]
WET/1	(1) 1/2" watertight hub ^[8]
WET/2	(2) 1/2" watertight hubs ^[9]
SSV	Stainless steel V-hooks ^[10]
SSMRB	Stainless steel rigid ceiling mount bars ^[11]
SS LATCH	Stainless steel latches
TP	Tamper-resistant screws. ^[12]
OCCUPANCY SENSORS ^[13]	
OCCWS HB350W-L3W-___	High Bay passive infrared 360° lens. ^[14]
OCCWS FSP-221B-L_-120-480	Factory-installed occupancy and daylight control, 120V-480V ^[15]
FSIR-100	Remote controller for occupancy sensor FSP-221B. ^[16]

CONTROL ^[5]

CONTROL	VOLTAGE
DIM Dimming driver	120 120V 277 277V
DRV Non-dimming driver	UNV 120-277V

NOTES

- Lumen output based on HIAFR Shielding, 4000K CCT. Actual lumens may vary +/-5%. See page 2 for FIXTURE PERFORMANCE DATA..
- 35°C maximum ambient operating temperature.
- 25°C maximum ambient operating temperature.
- Stainless steel latches required for applications with harsh chemicals. See page 2 for CORD OPTIONS.
- See page 2 for ADDITIONAL CONTROL OPTIONS.
- L145 lumen package max. 25° maximum ambient operating temperature.
- Specify in increments of 100 nominal lumens. Option must be specified with next higher lumen package.
- Factory-installed in end of housing.
- Factory-installed in ends of housing. Not available with occupancy sensor option.

- 2 per fixture.
- 2 per fixture.
- Holt head screws. This option requires a tamper-resistant tool. Must be ordered separately. Please specify quantity required per project.
- IP65 certified when specified with occupancy sensor. See page 3 for OCCUPANCY SENSOR DETAILS. Not rated for NEMA 4X.
- Must specify 120 or 277V.
- Must specify lens, L2, L3, or L7. Optional FSIR-100 remote controller available, ordered separately.
- Please specify quantity required per project, ships separately.



FIXTURE PERFORMANCE DATA

LED PACKAGE	WATTAGE	HIAFR		HIA	
		DELIVERED LUMENS	EFFICACY (lm/W)	DELIVERED LUMENS	EFFICACY (lm/W)
L107	72.9	10768	147.7	11016	151.1
L145	94.6	14601	154.4	14937	158.0
L197	134.8	19810	147.0	20266	150.4
L250	177.6	25118	141.4	25696	144.7
L310	211.3	31149	147.4	31865	150.8

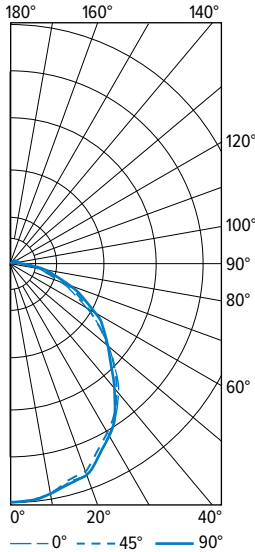
MULTIPLIER TABLE

COLOR TEMPERATURE	
CCT	CONVERSION FACTOR
4000K	1.00
5000K	1.03

- Photometrics tested in accordance with IESNA LM-79. Results shown are based on 25°C ambient temperature.
- Wattage shown is average for 120V through 277V input.
- Results based on HIAFR Shielding, 4000K, 80 CRI, actual lumens may vary +/-5%
- Use multiplier table to calculate additional options.

PHOTOMETRY

EGL2-4-L250/840-HIAFR-DRV-UNV Total Luminaire Output: 25118 lumens; 141 Watts | Efficacy: 177.6 lm/W | 80 CRI; 4000K CCT



VERTICAL ANGLE	HORIZONTAL ANGLE			ZONAL LUMENS
	0°	45°	90°	
0	8949	8949	8949	
5	9061	8859	8828	845
15	8705	8578	8558	2425
25	8058	7919	7899	3655
35	7056	6905	6611	4281
45	5636	5392	5405	4236
55	3992	3927	4435	3684
65	2492	2778	3141	2773
75	1139	1629	1963	1692
85	225	734	971	769
90	103	449	615	
95	93	311	398	323
105	80	199	257	193
115	50	135	199	126
125	27	82	143	72
135	15	36	87	33
145	0	0	39	9
155	0	0	13	1
165	0	0	0	0
175	0	0	0	0
180	0	0	0	0

LUMEN SUMMARY	ZONE	LUMENS	% FIXTURE
	0 - 30	6926	28
	0 - 40	11207	45
	0 - 60	19128	76
	0 - 90	24361	97
	90 - 120	642	3
	90 - 150	756	3
	90 - 180	757	3
	0 - 180	25118	100

ADDITIONAL CONTROL OPTIONS

Note: Lumen restrictions apply, consult product builder at hew.com/product-builder.

CATALOG NUMBER	DESCRIPTION
DRV	Driver prewired for non-dimming applications
DIM	Dimming driver prewired for 0-10V low voltage applications
DIM1	1% dimming driver prewired for 0-10V low voltage applications
DIM LINE	Line voltage dimming driver (Must specify 120V or 277V only)
SD40	40% step-dimming driver
SD50	50% step-dimming driver
DALI	DALI dimming driver
LTE LINE	Lutron Hi-lume 1% 2-wire dimming driver forward phase line voltage controls (120V only)
LDE1	Lutron Hi-lume 1% EcoSystem dimming LED driver
LDE5	Lutron 5-Series 5% EcoSystem dimming LED driver
ELDO SOLOB	EldoLED Solodrive, 0.1% dimming driver for 0-10V controls
ELDO SOLOB DALI	EldoLED Solodrive, 0.1% dimming driver for DALI controls
ELDO ECO1	EldoLED Ecodrive, 1% dimming driver for 0-10V controls
ELDO ECO1 DALI	EldoLED Ecodrive, 1% dimming driver for DALI controls

CORD OPTIONS

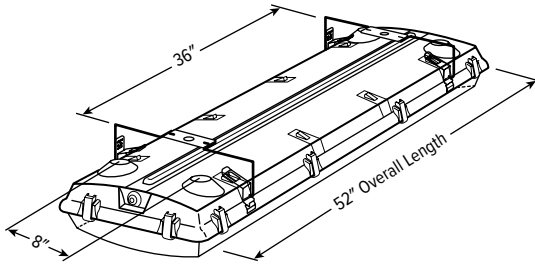
EXAMPLE: 5WMRC6		
NUMBER OF CONDUCTORS	POWER CONNECTION - NON-DIMMING	CORD LENGTH
3 3-wire	WMR Mini-male receptacle only	-
	WC STOW cord	6 6'
4 4-wire	WMRC Mini-male receptacle with STOW cord	20 20'
	POWER CONNECTION - DIMMING	
5 5-wire	WMR Mini-male receptacle only	-
	WC SOOW cord	6 6'
6 6-wire	WMRC Mini-male receptacle with SOOW cord	20 20'

Wet location cord sets are yellow.

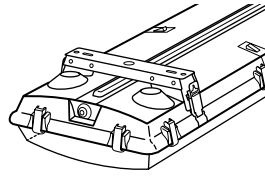


FIXTURE DETAILS

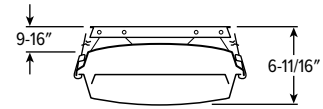
STANDARD MOUNTING



OPTIONAL MOUNTING



Shown with SSMRB option



OCCUPANCY SENSOR DETAILS

ORDERING EXAMPLE: OCCWS FSP-221B - 120-480

FEATURES

- Fully adjustable high and low dimmed light levels.
- Designed for LED fixtures; rated for extreme temperatures and up to 200,000 on/off cycles.
- Hold-off setpoint with automatic calibration option for convenience and added energy savings.
- Adjustable via handheld wireless configuration tool
- IP66 rated with choice of lenses for wet and outdoor locations, and mounting heights from 8' to 20'.
- Adjustable time delay and cutoff delay.
- Factory set to 10% dimming at 5 minutes, cutoff at 1 hour.
- Multi-level control based on motion and/or daylight contribution.
- Universal voltage for 120V – 480V.

REMOTE CONTROLLER



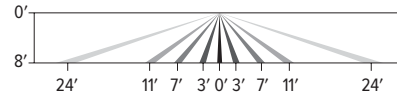
FSIR-100 Remote controller for occupancy sensor (specify quantity per project)

Initial setup and subsequent sensor adjustments are made using a handheld configuration tool (FSIR-100). The wireless tool stores up to five sensor parameter profiles to speed configuration of multiple sensors. Please specify quantity required per project.

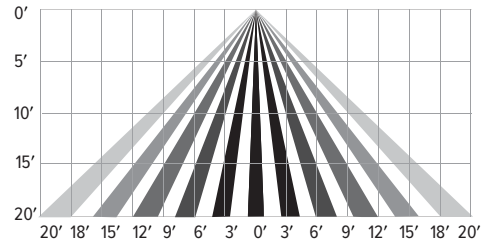
Visit www.wattstopper.com for more information

LENS COVERAGE PATTERNS

L2 Coverage at 8' mounting height: $\phi 48'$



L3 Coverage at 20' mounting height: $\phi 40'$



L7 Coverage at 100' mounting height: $\phi 40'$

