

CATALOG #: _____

TYPE: _____

PROJECT: _____

FEATURES

- Williams turn-key Power over Ethernet (PoE) solution provides plug-and-play networked lighting and control
- Aluminum housing for maximum heat dissipation
- Quick-wire access plate in back of fixture housing for easy installation
- Narrow distribution and uplight options provide precise illumination
- Shallow fixture depth of less than 4" allows fixture placement near the ceiling for maximum space utilization and reduces damage incurred from material handling equipment
- Maximize energy savings with efficacies as high as 161 lm/W
- Made Right Here™ in the USA

SYSTEM REQUIREMENTS

- Lighting system (site software)
- Gateway or alternate server (runs software)
- PoE switches or Ethernet switches and mid-span power injectors
- See hew.com/poe for details

SPECIFICATIONS

- HOUSING** – Die-formed aluminum housing.
- FINISH** – 92% minimum average reflective white polyester powder coat bonded to phosphate-free, multi-stage pretreated metal. All parts painted after fabrication to facilitate installation, increase efficiency, and inhibit corrosion.
- ELECTRICAL** – High quality mid-power LED boards. L70 at 50,000 hours. Low-voltage DC fixture, to be fed by Class 2 power supply.
- MOUNTING** – Suspended.
- LISTINGS** –
 - cCSAus certified as luminaire suitable for dry or damp locations.
- WARRANTY** – 5-year limited warranty, see www.hew.com/warranty.

ORDERING EXAMPLE: GL - 4 - P220/840 - OPTIONS - POE N

ORDERING INFO

SERIES	LENGTH	LUMENS ^[1]	CRI	CCT
GL	4 4'	P160	16,000lm	8 80
		P220	22,000lm	9 90 ^[2]
				35 3500K 40 4000K 50 5000K

OPTIONS ^[3]

EM/CP12	Remote mount 12-watt lota emergency LED battery ^[5]
ND	Narrow distribution
WGC11 F&I	Factory-installed wireguard, 11-gauge, white powder coated ^[6]
WGC11	Field-installed wireguard, 11-gauge, white powder coated ^[7]
VBV	(2) Y-hangers
VBV-2	(2) Y-hangers and (2) 2' chains
GC2/Y18/5	Cable suspension kit, 5' length (1 pair)
GC2/Y18/10	Cable suspension kit, 10' length (1 pair)
3SB	3" spacer bracket (1 pair)
HUB MT 3/4"	Cast iron hub and junction box for single 3/4" pendant mount ^[8]
HUB/HOOK MT	Cast iron hub with mounting hook ^[9]
HOOK/CABLE	Hook and cable mounting kit, 10'
PHSCHA118	Piano hinge steel door frame, clear, high-temperature, non-prismatic acrylic, .118" thick
PHSAF118	Piano hinge steel door frame, non-prismatic diffuse acrylic, .118" thick
SCHA118	Steel door frame, clear, high-temperature, non-prismatic acrylic, .118" thick
SAF118	Steel door frame, non-prismatic diffuse acrylic, .118" thick
SAF12125	Steel door frame, frosted acrylic #12, .125" thick

CONTROL ^[4]

POE N	Power over Ethernet network node
--------------	----------------------------------

NOTES

- Lumen output based on 4000 CCT. Actual lumens may vary +/-5%, see page 2 for FIXTURE PERFORMANCE DATA.
- Additional lumen package available, see options
- Extended lead times may apply. Consult factory for availability. See page 3 for FINISH OPTIONS. See page 3 for MOUNTING ACCESSORIES. See [Technical Info](#) for occupancy sensor options. See hew.com/poe for compatible sensors & switches.
- For additional PoE info, see hew.com/poe
- Requires one additional category cable run to switch. See page 3 for REMOTE MOUNT DETAILS.
- Not for use with door frame accessories
- Ships separately
- Shipped not attached
- Shipped not attached



FIXTURE PERFORMANCE DATA

LED PACKAGE	DELIVERED LUMENS	WATTAGE	EFFICACY (lm/W)	NARROW DISTRIBUTION (ND) OPTION		
				DELIVERED LUMENS	WATTAGE	EFFICACY (lm/W)
P160 ¹	16098	100.0	161.0	15776	100.0	157.8
P220 ²	22116	146.3	151.1	21673	146.3	148.0

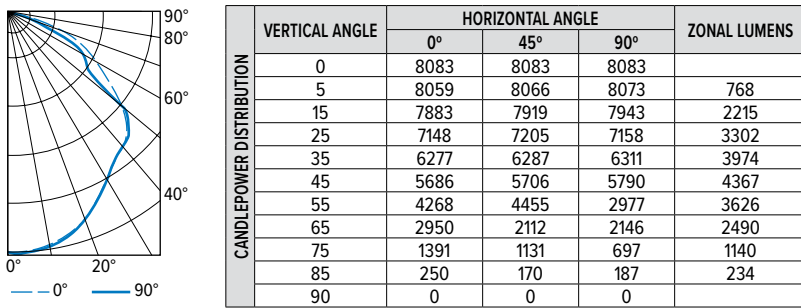
- ¹ Fixture contains two nodes, one power drop per node required.
- ² Fixture contains three nodes, one power drop per node required.
- Photometrics tested in accordance with IESNA LM-79. Results shown are based on 25°C ambient temperature.
- Results based on 4000K, 80 CRI, actual lumens may vary +/-5%
- Use multiplier tables to calculate additional options.

MULTIPLIER TABLES

STANDARD		
COLOR TEMPERATURE		
CCT	CONVERSION FACTOR	
80 CRI	2700K	0.94
	3000K	0.96
	3500K	0.97
	4000K	1.00
	5000K	1.03
90 CRI	2700K	0.77
	3000K	0.79
	3500K	0.80
	4000K	0.83
	5000K	0.86

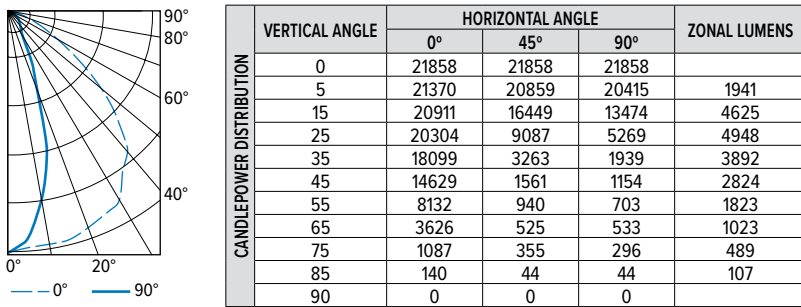
PHOTOMETRY

GL-4-P220/840 Total Luminaire Output: 22116 lumens; 146.3 Watts | Efficacy: 151 lm/W | 83 CRI; 4082K CCT



LUMEN SUMMARY	ZONE	LUMENS	% FIXTURE
	0 - 30	6285	28
	0 - 40	10260	46
	0 - 60	18252	83
	0 - 90	22116	100
	0 - 180	22116	100

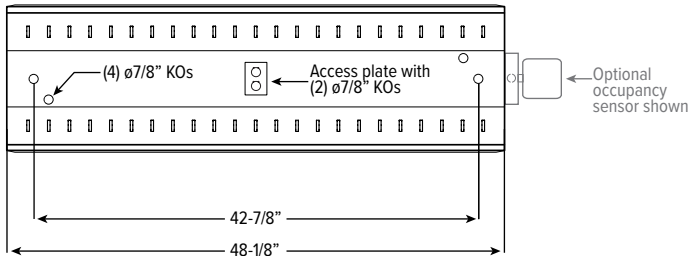
GL-4-P220/840-ND Total Luminaire Output: 21673 lumens; 146.3 Watts | Efficacy: 148 lm/W | 83 CRI; 4001K CCT



LUMEN SUMMARY	ZONE	LUMENS	% FIXTURE
	0 - 30	11515	53
	0 - 40	15406	71
	0 - 60	20053	93
	0 - 90	21673	100
	0 - 180	21673	100

FIXTURE DETAILS

BACKVIEW

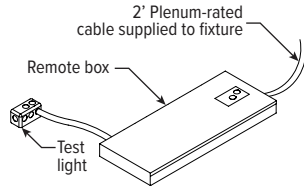


REMOTE MOUNT DETAILS

Includes 2' plenum-rated 18ga. solid cable. Remote box can be installed in:

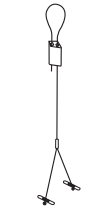
- Above ceiling grid
- Remote closet (within 100ft)
- Surface below ceiling

EM OPTION



MOUNTING ACCESSORIES

CABLE SUSPENSION KITS



GC2/Y18/_ Adjustable cable suspension with "Y" intersection—available in lengths of 5', 10', 15', and 20'

GC2/L/10 10' adjustable cable suspension system with loop

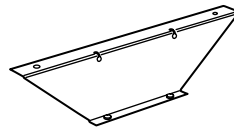
VBY HANGER



VBY 1 pair VBY hangers

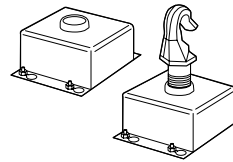
Note: Hanger is available with 2' or 3' precut #12 wrapped chain. To order specify length of chain in feet following VBY hanger catalog number (example: VBY-2).

SPACER BRACKET



3SB 3" spacer bracket

HUB MOUNTS



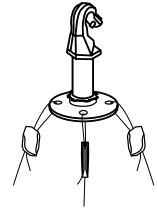
HUB MT 3/4"

Cast iron hub and junction box for single 3/4" pendant mount

HUB/HOOK MT

Cast iron hub with mounting hook


HOOK AND CABLE



HOOK/CABLE Hook and cable mounting kit, 10'

FINISH OPTIONS

WHITE BLACK BRONZE NICKEL SILVER ALUMINUM



For custom color, please specify RAL code or a manufacturer code with description. All custom colors other than RAL require two sample swatches, minimum 1" square.

