

CATALOG #: _____

TYPE: _____

PROJECT: _____

FEATURES

- Attractive and efficient surface mount architectural fixture delivers comfortable, uniform illumination
- Seamlessly integrate LED to any existing HET project
- Maximize energy savings with efficacies as high as 126 lm/W
- Fully room-side accessible without the use of tools
- Frosted acrylic diffusers combined with highly reflective matte white paint provide high optical efficiencies and visual comfort
- One-piece diffusers eliminate the need for separate overlays
- Companion HET products preserve continuity, see hew.com
- Made Right Here™ in the USA

SPECIFICATIONS

- HOUSING** – 22-gauge die-formed C.R.S.
- SHIELDING** – Frosted, ribbed acrylic.
- FINISH** – Textured matte white polyester TGIC powder coat bonded to phosphate-free, multi-stage pretreated metal. All parts painted after fabrication to facilitate installation, increase efficiency, and inhibit corrosion.
- ELECTRICAL** – High quality mid-power LED boards. Rated for 50,000 hours at 70% lumen maintenance (L70).
- MOUNTING** – Surface.
- LISTINGS** – cETLus conforms to UL STD 1598 and UL STD 8750. Certified to CAN/CSA STD C22.2 No. 250.0. Suitable for damp locations.
- WARRANTY** – 5-year limited warranty, see hew.com/warranty.

ORDERING EXAMPLE: HES - 24 - L76/835 - A - OPTIONS - DIM - UNV

ORDERING INFO

SERIES	WIDTH	LENGTH	LUMENS ^[1]	CRI	CCT	SHIELDING
HES	1 1' ^[2]	2 2'	1x4	8 80	30 3000K	A Frosted, ribbed acrylic diffusers
		2 2'	L30 3,000lm		35 3500K	
	2 2'	4 4'	L38 3,800lm	40 4000K	50 5000K	
			L54 5,400lm			
	2x2	2 2'	L30 3,000lm	40 4000K	50 5000K	
			L38 3,800lm			
			L54 5,400lm			
			L76 7,600lm			
	2x4	4 4'	L40 4,000lm	40 4000K	50 5000K	
			L76 7,600lm			
L98 9,800lm						

OPTIONS ^[3]

EM/10W (L__) 10-watt emergency battery ^[5]
 Additional lower lumen packages available. Specify in increments of 100 nominal lumens. Option must be specified with next higher lumen package.
Example: 6,500 nominal lumens = HES-24-L76/840-(L65).

DRIVER ^[4]

DRV Non-dimming driver
DIM Dimming driver

VOLTAGE

120 120V
277 277V
UNV 120-277V
347 347V ^[6]

NOTES

- Lumen output based on 3500 CCT. Actual lumens may vary +/-5%, see page 2 for FIXTURE PERFORMANCE DATA.
- Available in 4' length only.
- See page 2 for FINISH OPTIONS. See Technical Info for Power Entry details.

- See page 3 for ADDITIONAL DRIVER OPTIONS.
- 120V-277V only.
- Not available with EM drivers.



FIXTURE PERFORMANCE DATA

	LED PACKAGE	DELIVERED LUMENS	WATTAGE	EFFICACY (lm/W)
1x4	L30	3112	26.7	116.6
	L38	3929	30.9	127.2
	L54	5441	44.8	121.5
2x2	L30	3090	26.6	116.2
	L38	3901	30.9	126.2
	L54	5404	44.8	120.6
2x4	L40	4067	32.4	125.5
	L76	7629	60.1	126.9
	L98	9814	79.4	123.6

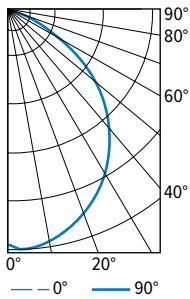
MULTIPLIER TABLE

	COLOR TEMPERATURE	
	CCT	CONVERSION FACTOR
80 CRI	3000K	0.99
	3500K	1.00
	4000K	1.03
	5000K	1.06

- Photometrics tested in accordance with IESNA LM-79. Results shown are based on 25°C ambient temperature.
- Wattage shown is average for 120V through 277V input.
- Results based on 3500K, 80 CRI, actual lumens may vary +/-5%
- Use multiplier table to calculate additional options.

PHOTOMETRY

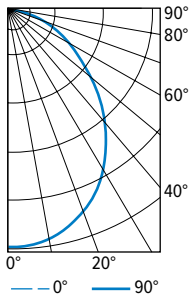
HES-14-L54/835-A Total Luminaire Output: 5441 lumens; 44.8 Watts | Efficacy: 121.5 lm/W | 80 CRI; 3500K CCT



CANDLEPOWER DISTRIBUTION	VERTICAL ANGLE	HORIZONTAL ANGLE			ZONAL LUMENS
		0°	45°	90°	
	0	2279	2279	2279	
	5	2235	2271	2321	216
	15	2158	2182	2206	614
	25	1989	1989	1998	912
	35	1707	1715	1698	1060
	45	1333	1348	1325	1022
	55	916	964	883	822
	65	534	591	404	515
	75	251	249	130	233
	85	59	29	14	47
	90	4	0	0	

LUMEN SUMMARY	ZONE	LUMENS	% FIXTURE
	0 - 30	1742	32
	0 - 40	2801	52
	0 - 60	4646	85
	0 - 90	5441	100
	0 - 180	5441	100

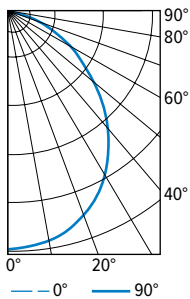
HES-22-L54/835-A Total Luminaire Output: 5404 lumens; 44.8 Watts | Efficacy: 120.6 lm/W | 80 CRI; 3500K CCT



CANDLEPOWER DISTRIBUTION	VERTICAL ANGLE	HORIZONTAL ANGLE			ZONAL LUMENS
		0°	45°	90°	
	0	2320	2320	2320	
	5	2316	2313	2296	219
	15	2206	2212	2202	622
	25	1974	1990	1992	914
	35	1651	1679	1702	1048
	45	1255	1301	1345	1003
	55	840	920	937	808
	65	485	566	464	514
	75	225	239	160	233
	85	47	26	13	42
	90	0	0	0	

LUMEN SUMMARY	ZONE	LUMENS	% FIXTURE
	0 - 30	1756	33
	0 - 40	2803	52
	0 - 60	4614	85
	0 - 90	5404	100
	0 - 180	5404	100


HES-24-L98/835-A Total Luminaire Output: 9814 lumens; 79.4 Watts | Efficacy: 123.6 lm/W | 80 CRI; 3500K CCT



CANDLEPOWER DISTRIBUTION	VERTICAL ANGLE	HORIZONTAL ANGLE			ZONAL LUMENS
		0°	45°	90°	
	0	4100	4100	4100	
	5	4086	4078	4061	387
	15	3916	3905	3884	1101
	25	3556	3547	3521	1631
	35	3004	3026	3020	1886
	45	2316	2381	2398	1828
	55	1597	1708	1675	1495
	65	956	1055	846	968
	75	452	439	298	442
	85	96	37	18	75
	90	0	0	0	

LUMEN SUMMARY	ZONE	LUMENS	% FIXTURE
	0 - 30	3119	32
	0 - 40	5005	51
	0 - 60	8328	85
	0 - 90	9814	100
	0 - 180	9814	100

FINISH OPTIONS



For custom color, please specify RAL code or a manufacturer code with description. All custom colors other than RAL require two sample swatches, minimum 1" square.



ADDITIONAL DRIVER OPTIONS

Note: Lumen restrictions apply, consult product builder at hew.com/product-builder.

CATALOG NUMBER	DESCRIPTION
DRV	Driver prewired for non-dimming applications
DIM	Dimming driver prewired for 0-10V low voltage applications
DIM1	1% dimming driver prewired for 0-10V low voltage applications
DIM LINE	Line voltage dimming driver (Must specify 120V or 277V only)
SD40	40% step-dimming driver
SD50	50% step-dimming driver
DALI	DALI dimming driver
LTE LINE	Lutron Hi-lume® A-Series 1% dimming driver for forward phase line voltage controls (120V only)
LDE1	Lutron EcoSystem® H-Series 1% dimming driver for EcoSystem® controls
LDE5	Lutron EcoSystem® 5-Series 5% dimming driver for EcoSystem® controls
ELDO SOLOB	EldoLED Solodrive, 0.1% dimming driver for 0-10V controls
ELDO SOLOB DALI	EldoLED Solodrive, 0.1% dimming driver for DALI controls
ELDO ECO1	EldoLED Ecodrive, 1% dimming driver for 0-10V controls
ELDO ECO1 DALI	EldoLED Ecodrive, 1% dimming driver for DALI controls

FIXTURE DETAILS

BACK VIEWS

