

T5 HIGH-AMBIENT CHANNEL HIGH BAY

HL65

SUBMITTAL:

8-Lamp T5

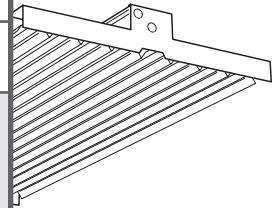
JOB:

TYPE:

VOLTAGE:

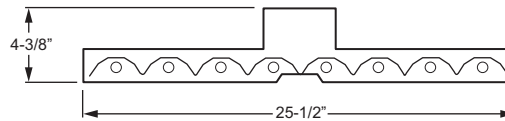
EXAMPLE → **HL65 - 4 - 8 54T5H - MD - OPTIONS - EB4/4*UT*90C - UNV**

SERIES NOMINAL LENGTH TOTAL LAMPS WATTAGE/TYPE DISTRIBUTION OPTIONS/ACCESSORIES BALLAST TYPE VOLTAGE



FEATURES

- ▶ **Maximum 55°C ambient tested.**
- ▶ **Up to 92.8% optical efficiency.**
- ▶ Optional energy-saving occupancy sensors available, see Fluorescent Information section.
- ▶ Multiple distributions and uplight options available.
- ▶ Medium distribution using precision-formed highly reflective aluminum reflector is standard.
- ▶ Wide distribution option features a highly reflective white painted aluminum reflector.
- ▶ Versatile mounting options available.
- ▶ Quick-wire access plate in back of fixture housing for easy attachment of incoming power supply.
- ▶ **Amalgam lamps are highly recommended for optimal performance.**
- ▶ **Ballast restrictions apply. See ballast options below for specific ballast availability.**
- ▶ This fixture is proudly made in the USA.



Please Note: In order to perform in 55°C applications, the 8-lamp HL65 requires the UT*90C ballast type in the precise combinations specified below—without exception. (90C references ballast case temperature, not ambient temperature.) High temperature applications do not allow the use of emergency ballasts on this fixture. Amalgam lamps are recommended to achieve optimum light output.

SPECIFICATIONS

Housing – 20-gauge die-formed C.R.S.

Reflector – Precision-formed 95% reflective highly specular aluminum.

Finish – 92% minimum average reflective white polyester powder coat bonded to phosphate-free, multi-stage pretreated metal. All parts painted after fabrication to facilitate installation, increase efficiency, and inhibit corrosion.

Electrical – Electronic ballast standard, program start T5, rated Class P.

Mounting – Suspended (see options in ordering information).

Labels – cCSAus listed as fluorescent luminaire suitable for dry or damp locations.

ORDERING INFORMATION

SERIES

HL65 T5 High-Ambient Channel High Bay

NOMINAL LENGTH

4 4'

TOTAL LAMPS

8

LAMP WATTAGE/TYPE

54T5H 4', 54-watt T5HO

DISTRIBUTION (Must specify)

MD Medium distribution, specular reflector (standard)

WD Wide distribution, white reflector

MDUP Medium distribution with uplight, specular reflector

WDUP Wide distribution with uplight, white reflector

OPTIONS/ACCESSORIES

For **occupancy sensor** options (must specify voltage), see Fluorescent Information section.

VBY (2) Y-hangers

VBY-2 (2) Y-hangers and (2) 2' chains

GC2/Y18/5 Cable suspension kit, 5' length (1 pair)

GC2/Y18/10 Cable suspension kit, 10' length (1 pair)

OPTIONS/ACCESSORIES (Continued)

HUB MT 3/4" Cast iron hub and junction box for single 3/4" pendant mount (shipped not attached)

HUB/HOOK MT Cast iron hub with mounting hook (shipped not attached)

HOOK/CABLE S7238/B Hook and cable mounting kit, 10' 72" cord, 3 conductor, No. 18 AWG, black

6CPI/L5-15P/TWLK 6' cord and NEMA twistlock 15 AMP plug, 120V

6CPI/L7-15P/TWLK 6' cord and NEMA twistlock 15 AMP plug, 277V

WG11 11-gauge wireguard, white powder coated (not recommended for high abuse areas)

BALLAST TYPE

Ballasts listed below are the only options available. EM ballasts are not available on the HL65 Series.

EB4/4*UT*90C (2) 4-lamp electronic ballasts

EB4/2/2*UT*90C (1) 4-lamp and (2) 2-lamp electronic ballasts

EB2/2/2*UT*90C (4) 2-lamp electronic ballasts

VOLTAGE

120	120V	UNV	120-277V
208	208V	347¹	347V ¹
240	240V	480¹	480V ¹
277	277V		

¹ Voltages of 347V and above reduce maximum operating temperature 5°C.

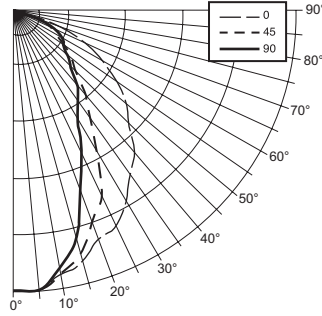
PHOTOMETRY

Catalog #: HL65-4-854T5H-MD

TEST REPORT INFORMATION

- ▶ Test Report #: 15682.0
- ▶ Date: 08/06/10
- ▶ Lamp Type: FP54T5HO
- ▶ Lamp Quantity: 8

Note: Test performed in a still air environment at an ambient temperature of 25°C.



CANDLEPOWER DISTRIBUTION

Vertical Angle	Horizontal Angle			Zonal Lumens
	0°	45°	90°	
0°	20447.	20447.	20447.	
5°	20481.	20495.	20550.	1956.8
15°	19063.	18632.	17547.	5240.7
25°	17491.	15044.	11679.	6863.7
35°	14711.	9552.	8245.	6759.4
45°	11791.	6465.	5770.	5864.4
55°	9316.	4685.	4407.	4844.3
65°	5839.	2975.	3462.	3544.8
75°	2627.	1710.	1557.	1814.3
85°	333.	222.	97.	240.3
90°	13.	27.	27.	

ZONAL CAVITY COEFFICIENTS

	Ceiling			Wall			Floor		
	.70	.50	.30	.70	.50	.30	.70	.50	.30
Room Cavity Ratio 0	1.11	1.11	1.11	1.08	1.08	1.08	1.03	1.03	1.03
1	1.03	.99	.96	1.01	.97	.94	.93	.91	.89
2	.95	.89	.84	.93	.87	.82	.84	.80	.76
3	.88	.80	.74	.86	.79	.73	.76	.71	.67
4	.82	.72	.65	.80	.71	.64	.69	.63	.58
5	.75	.65	.57	.74	.64	.57	.62	.56	.51
6	.70	.59	.51	.68	.58	.51	.56	.50	.45
7	.65	.54	.46	.63	.53	.46	.51	.45	.41
8	.60	.49	.41	.59	.48	.41	.47	.40	.36
9	.56	.44	.37	.55	.44	.37	.43	.36	.32
10	.52	.40	.33	.51	.40	.33	.39	.33	.29

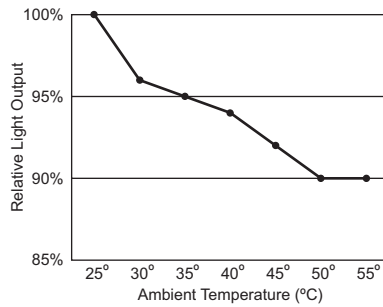
Effective Floor Cavity Reflectance = .20

LUMEN SUMMARY

Zone	Lumens	% Lamp	% Fixture
0 - 30	14061.	35.2	37.9
0 - 40	20821.	52.1	56.1
0 - 60	31529.	78.8	84.9
0 - 90	37129.	92.8	100.0
Total Luminaire:			
0 - 180	37129.	92.8	100.0

Total Luminaire Optical Efficiency: **92.8%**
 IES Spacing Criteria: End = 1.2
 Diagonal = 1.0
 Across = 0.8

RELATIVE LIGHT OUTPUT ESTIMATOR

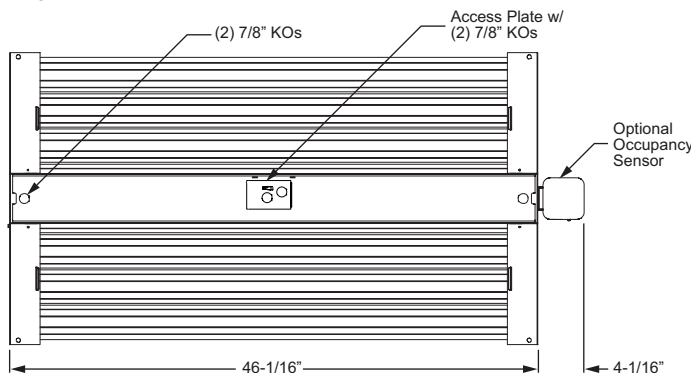


Ambient Temperature (°C)	Relative Light Output
25°	100%
30°	96%
35°	95%
40°	94%
45°	92%
50°	90%
55°	90%

Note: Light depreciation values are dependent upon lamp type/manufacturer. Relative light output based on tests performed using amalgam lamps.

FIXTURE DETAILS

BACK VIEW



FIXTURE INFORMATION

Distribution	Spacing Criteria		
	End	Diagonal	Across
Medium	1.2	1.0	0.9
Wide	1.3	1.5	1.3