

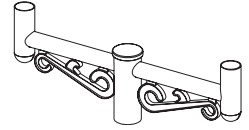
HISTORIC POLE TOP ASSEMBLY WITH SCROLL

HSRPT

SUBMITTAL:

JOB:

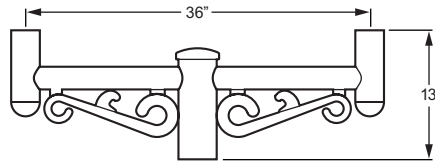
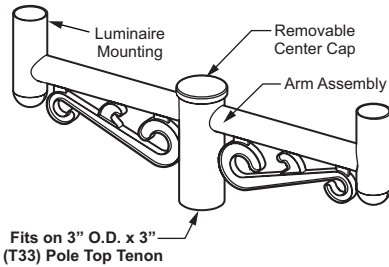
TYPE:



EXAMPLE: **VM - HSRPT - A - D180 - T238 - DBR**

▼ PREFIX ▼ SERIES ▼ MATERIAL ▼ ARM TYPE ▼ FIXTURE MOUNTING ▼ FINISH OPTIONS

SERIES



HSRPT SERIES

Two arms at 180° with 36" O.C. fixture span are fabricated from extruded seamless 6063 alloy aluminum with cast A356 alloy aluminum components. All components are welded together and then heat treated to T6 temper.

POLE TOP MOUNTING — Arm assembly is designed to fit over a 3" O.D. x 3" (T33) round pole top tenon and fastened using 0.50" stainless steel set screws. A removable center cap is provided for ease of wire installation.

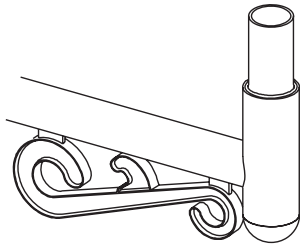
MATERIAL (Must specify)

A Aluminum

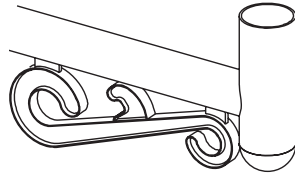
ARM TYPE (Must specify)

D180 Two arms @ 180° with 36" O.C. fixture span

FIXTURE MOUNTING (Must specify)



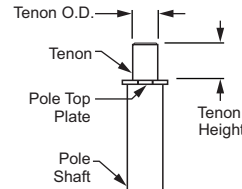
T238 2-3/8" O.D. x 3" Round Tenon



T33 3" O.D. x 3" Round Tenon

TC Custom Round Tenon (Must specify tenon diameter (O.D.) and height, consult factory)

TYPICAL TENON DETAIL



FIXTURE MOUNTING

Luminaire mountings are manufactured with a variety of tenon sizes.

FINISH OPTIONS (Must specify)

BLK Black (RAL #9004)

DBZ Dark bronze

DBR Medium bronze

GRAY Standard gray

GRN Green (RAL #6005)

SLV Satin aluminum (RAL #9006)

WHT White (RAL #9003)

RAL# Specify custom color

FINISH OPTIONS

Polyester powder coating applied over chromate pre-treatment.

LOAD AND DIMENSIONAL DATA

POLE TOP SERIES	DIMENSIONS		LOAD DATA	
	HORIZONTAL DISTANCE BETWEEN LUMINAIRES (IN.)	HEIGHT TO LUMINAIRE ABOVE POLE TOP (IN.)	POLE TOP ASSEMBLY EPA (SQ. FT.) ¹	POLE TOP ASSEMBLY WEIGHT (LBS.) ¹
HSRPT-A-D180	36	13	1.70	12

¹ Pole Top Assembly weight and EPA must be added to luminaire load data to determine appropriate pole size. Maximum weight of pole top assembly and two luminaires is 300 Lbs.