

CATALOG #: _____

TYPE: _____

PROJECT: _____

FEATURES

- Easily change the color temperature on-site with fieldseleCCT[®] technology
- Three switchable CCT settings provide ultimate flexibility – 3000K, 3500K and 4000K
- Low-profile depth for shallow plenum applications
- Diffuse lens provides smooth illumination for visual comfort
- Air return capability reduces number of unsightly ceiling vents for a cleaner appearance
- Maximize energy savings with efficacies as high as 127 lm/W
- Made Right Here[®] in the USA

ORDERING EXAMPLE: LT - 2 4 - L65/8FS - AF - OPTIONS - DIM - UNV

ORDERING INFO

SERIES	WIDTH	LENGTH	LUMENS ⁽¹⁾	CRI	CCT	SHIELDING
LT Static	1 1' ⁽³⁾	2 2' ⁽⁴⁾	1x4	8 80	FS fieldseleCCT 3000K, 3500K, 4000K ⁽⁵⁾	AF Frosted acrylic
LT-AR Air Return ⁽²⁾	2 2'	4 4'	L26 2,600lm L38 3,800lm L51 5,100lm			
			2x2			
			L24 2,400lm L37 3,700lm			
			2x4			
			L39 3,900lm L57 5,700lm L65 6,500lm			

SPECIFICATIONS

- HOUSING/REFLECTOR – Precision die-formed 22-gauge C.R.S.
- SHIELDING – Frosted acrylic.
- FINISH – Highly reflective non-glare matte white polyester powder coat bonded to phosphate-free, multi-stage pretreated metal. All parts painted after fabrication to facilitate installation, increase efficiency, and inhibit corrosion.
- ELECTRICAL – High quality mid-power LED boards with switchable CCT – 3000K, 3500K, and 4000K. L70 >50,000 hours. fieldseleCCT[®] products use LEDs of multiple CCTs and may produce a perceptibly different shade of white from single-CCT products at the same CCT. All CCTs are within 3 MacAdams ellipses.
- MOUNTING – NEMA Type “G”. Surface mount and drywall kit accessories available, ordered separately.
- LISTINGS –
 - cCSAus certified as luminaire suitable for dry or damp locations.
 - City of Chicago Environmental Air approved when specified with CP option.
- WARRANTY – 5-year limited warranty, see hew.com/warranty.

OPTIONS ⁽⁶⁾

EM/7WRM	Remote mount 7-watt emergency battery ⁽⁸⁾
EM/10W	10-watt emergency battery ⁽⁹⁾
EM/12W	12-watt emergency battery ⁽¹⁰⁾
CP	Chicago Plenum (CCEA)
EQCLIPS	Earthquake clips ⁽¹¹⁾
DFK-1248W	Drywall kit, 12" x 48", white
DFK-2424W	Drywall kit, 24" x 24", white
DFK-2448W	Drywall kit, 24" x 48", white

DRIVER ⁽⁷⁾

DIM	Dimming driver
DRV	Non-dimming driver

VOLTAGE

120	120V
277	277V
UNV	120-277V
347	347V ⁽¹²⁾

QUICKSHIP

2x2	2x4
LT-22-L37/8FS-AF-QS-DIM-UNV	LT-24-L57/8FS-AF-QS-DIM-UNV

NOTES

- ¹ Lumens based on 3500 CCT. Actual lumens may vary +/-5%, see page 2 for FIXTURE PERFORMANCE DATA. Additional lumen packages available, see options
- ² Air return through side slots. Not available with CP option.
- ³ 4' length only
- ⁴ 2' width only
- ⁵ See page 3 for fieldseleCCT DETAILS.
- ⁶ See page 3 for FLEXIBLE WHIP OPTIONS. See Technical Info for Drywall Kit and Power Entry details.
- ⁷ See page 2 for ADDITIONAL DRIVER OPTIONS.
- ⁸ 120-277V only
- ⁹ 120-277V only
- ¹⁰ 120-277V only
- ¹¹ 4 per fixture; LT is compatible with Williams earthquake clips only.
- ¹² Not available with EM batteries



FIXTURE PERFORMANCE DATA

	LED PACKAGE	DELIVERED LUMENS	WATTAGE	EFFICACY (lm/W)
1x4	L26	2566	19.8	127.4
	L38	3797	30.8	123.3
	L51	5134	42.6	120.6
2x2	L24	2430	20.8	118.2
	L37	3718	30.9	120.4
	L39	3878	30.8	125.9
2x4	L57	5763	47.3	121.9
	L65	6551	54.8	119.5

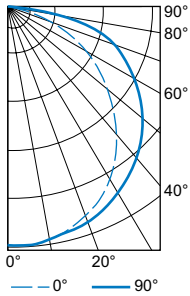
MULTIPLIER TABLE

		COLOR TEMPERATURE	
		CCT	CONVERSION FACTOR
80 CRI	3000K		0.94
	3500K		1.00
	4000K		0.95

- Photometrics tested in accordance with IESNA LM-79. Results shown are based on 25°C ambient temperature.
- Wattage shown is based on 120V input.
- Results based on 3500K, 80 CRI, actual lumens may vary +/-5%
- Use multiplier table to calculate additional options.

PHOTOMETRY

LT-24-L65/8FS-AF-DIM-UNV_3500K Total Luminaire Output: 6551 lumens; 55 Watts | Efficacy: 119 lm/W | 86.5 CRI; 3471K CCT



CANDLEPOWER DISTRIBUTION	VERTICAL ANGLE	HORIZONTAL ANGLE			ZONAL LUMENS
		0°	45°	90°	
	0	2046	2046	2046	
	5	2068	2031	2031	194
	15	1993	1969	1986	558
	25	1830	1845	1891	855
	35	1604	1670	1751	1047
	45	1307	1446	1572	1112
	55	994	1197	1355	1057
	65	662	932	1127	894
	75	296	646	839	629
	85	44	216	176	205
	90	0	0	0	

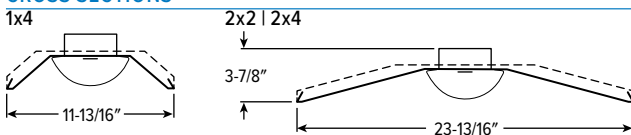
LUMEN SUMMARY	ZONE	LUMENS	% FIXTURE
	0 - 30	1607	25
	0 - 40	2654	41
	0 - 60	4823	74
	0 - 90	6551	100
	0 - 180	6551	100

ADDITIONAL DRIVER OPTIONS

Note: Lumen restrictions apply, consult product builder at hew.com/product-builder.

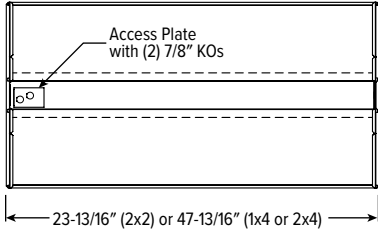
CATALOG NUMBER	DESCRIPTION
DRV	Driver prewired for non-dimming applications
DIM	Dimming driver prewired for 0-10V low voltage applications
DIM1	1% dimming driver prewired for 0-10V low voltage applications
DIM LINE	Line voltage dimming driver (Must specify 120V or 277V only)
SD40	40% step-dimming driver
SD50	50% step-dimming driver
DALI	DALI dimming driver
LTE LINE	Lutron Hi-lume 1% 2-wire dimming driver forward phase line voltage controls (120V only)
LDE1	Lutron Hi-lume 1% EcoSystem dimming LED driver
LDE5	Lutron 5-Series 5% EcoSystem dimming LED driver
ELDO SOLOB	EldoLED Solodrive, 0.1% dimming driver for 0-10V controls
ELDO SOLOB DALI	EldoLED Solodrive, 0.1% dimming driver for DALI controls
ELDO ECO1	EldoLED Ecodrive, 1% dimming driver for 0-10V controls
ELDO ECO1 DALI	EldoLED Ecodrive, 1% dimming driver for DALI controls

CROSS SECTIONS




FIXTURE DETAILS

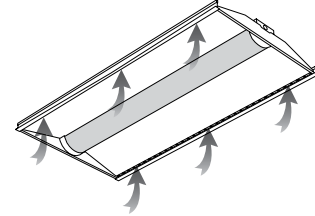
BACK VIEW



SIDE VIEW



AIR RETURN



Total Air Return Space: 12-1/2" sq. (2x2) and 25-1/2" sq. (1x4 and 2x4)

fieldseleCCT DETAILS



FLEXIBLE WHIP OPTIONS

All Williams recessed troffers are available with a flexible metallic wiring harness, factory-attached and hard-wired to the luminaire. See ordering information table.

Straight connectors are a snap-in type. Consult factory for wiring harness utilizing connectors secured by lock nuts, optional flex size, lengths, and other wire sizes or circuitry. Three-wire flex utilizes black, white, and green wire. Four-wire flex utilizes black, white, red, and green wire. Adding an emergency option requires an additional wire.

Williams fixtures are UL listed to provide factory-installation of several manufacturers' modular wiring devices. Consult factory for availability and ordering information.

DESIGNATION	DESCRIPTION	DRIVER
F338	6' of 3/8" flex, (3) No. 18 AWG wires with (2) straight connectors	DRV, LTE LINE
F348	6' of 3/8" flex, (4) No. 18 AWG wires with (2) straight connectors	SD40
F334	6' of 3/8" flex, (3) No. 14 AWG wires with (2) straight connectors	DRV, LTE LINE
F344	6' of 3/8" flex, (4) No. 14 AWG wires with (2) straight connectors	SD40
F358	6' of 3/8" flex, (5) #18 AWG wires with (2) straight connectors	DIM, DALI