

# 10" ROUND CONCRETE BOLLARD

# OSC10R

LED

CATALOG #: \_\_\_\_\_ TYPE: \_\_\_\_\_

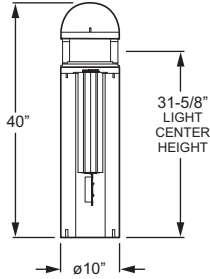
PROJECT: \_\_\_\_\_ NOTES: \_\_\_\_\_

**EXAMPLE** **OSC10R - L20/840 - HG - FT - NC - DBR - AB - OPTIONS - DIM - UNV**

SERIES      LUMEN PACKAGE      CRI & CCT      SHIELDING      HOUSING TOP      HOUSING FINISH      SHIELD FINISH      ANCHOR BOLTS      OPTIONS      DRIVER      VOLTAGE



## CROSS SECTION



Shown with VG and DT  
See back for additional cross-sections and fixture weights

## ORDERING INFORMATION

**SERIES**  
**OSC10R** 10" Round Concrete Bollard

### LED PACKAGE

EXAMPLE: L20/840			AVERAGE SYSTEM WATTAGE
LUMEN PACKAGE	NOMINAL LUMENS	MINIMUM CRI & CCT	
L11	1100	827 = 80CRI, 2700K 830 = 80CRI, 3000K	17
L20	2000	835 = 80CRI, 3500K 840 = 80CRI, 4000K	28

Nominal lumens based on 3500K CCT, actual lumens may vary.

### SHIELDING

See back for shielding details.  
**HG** Horizontal cast grill with opal diffuser  
**VG** Vertical cast grill with opal diffuser

### HOUSING TOP

**DT** Dome top  
**FT** Flat top

### HOUSING FINISH

**NC** Natural concrete color (standard)  
**CC**\_\_\_\_\_ Specify custom concrete color (consult factory)

### SHIELD FINISH

**BLK** Black (RAL #9004)  
**DBZ** Dark bronze  
**DBR** Medium bronze  
**GRAY** Standard gray  
**GRN** Green (RAL #6005)  
**SLV** Satin aluminum (RAL #9006)  
**WHT** White (RAL #9003)  
**RAL#**\_\_\_\_\_ Specify custom color

### ANCHOR BOLTS

**AB** Anchor bolts (Four 3/8" x 12" cast-in galvanized steel anchor J-bolts, shipped with fixture. Mounting template included.)  
**LAB** Less anchor bolts  
**PAB** Pre-shipped anchor bolts (Four 3/8" x 12" cast-in galvanized steel anchor J-bolts. Mounting template included.)

### OPTIONS

**SF** Single fuse (120V, 277V, or 347V only; must specify voltage)  
**DF** Double fuse (208V, 240V, or 480V only; must specify voltage)

### DRIVER

**DRV** Driver prewired for non-dimming applications  
**DIM** 10% dimming driver prewired for 0-10V low voltage applications

### VOLTAGE

**120** 120V  
**208** 208V  
**240** 240V  
**277** 277V  
**UNV** 120-277V  
**347** 347V  
**480** 480V

## FEATURES

- ▶ LEDs provide high-efficacy, good color rendering, a variety of color options, and 50,000 hours rated life (L70).
- ▶ Available with flat- or dome-shaped concrete top.
- ▶ Horizontal or vertical shields provide Type V distribution in a variety of styles.
- ▶ Concrete top and cast aluminum shield remove as one unit to provide access to LED and driver components.
- ▶ Natural concrete housing complements gardens, pathways and pedestrian-area applications.
- ▶ Up to 2000-lumen module.
- ▶ 80 CRI minimum.
- ▶ 2700K, 3000K, 3500K, 4000K, or 5000K CCT.
- ▶ Finned, extruded aluminum heat sink for maximum heat dissipation.
- ▶ This fixture is proudly made in the USA.



# OSC10R

# 10" ROUND CONCRETE BOLLARD

LED

Catalog #: **OSC10R-L20/840**

## SPECIFICATIONS

**Housing** – Prestressed, reinforced, cast hollow core concrete with a light sand blasted finish.

**Housing Top** – Cast, prestressed, reinforced concrete.

**Shield** – Type V distribution. Cast aluminum grill, .188" thick with opal UV stabilized acrylic diffuser. Shield is secured to housing with stainless steel tamper-resistant hardware.

**Shield Finish** – Super durable polyester powder coat bonded to phosphate-free, multi-stage pretreated metal, meets and exceeds AAMA 2604 specifications for outdoor durability.

**Electrical** – High quality mid-power LED board. L70 at 50,000 hours. Prewired at factory for easy field installation. Rated -40°F minimum starting temperature.

**Mounting** – Minimum 2" recessed in ground with four-point hot dip galvanized 1/4" A36 steel baseplate. For accurate installation a fullscale mounting template is provided with each bollard and anchor bolt order.

**Labels** – cETLus conforms to UL STD 1598 and UL STD 8750; Certified to CAN/CSA STD C22.2 No. 250.0. Suitable for wet locations.

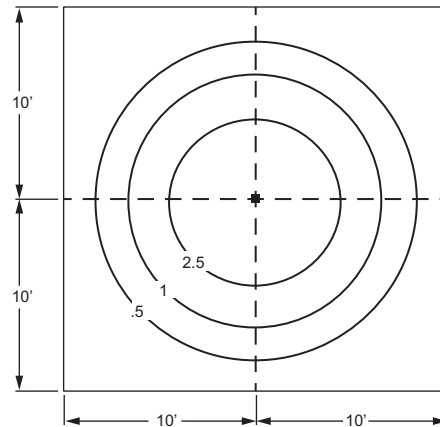
**Warranty** – 5-year limited warranty, see [hew.com/warranty](http://hew.com/warranty).

## PHOTOMETRY

### TEST REPORT INFORMATION

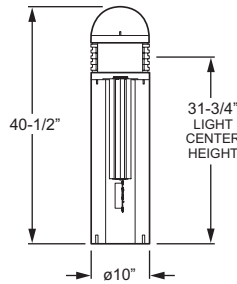
- ▶ Test Report #: 100570727CHI-012
- ▶ Date: 09/12/12
- ▶ Lamp Type: LED
- ▶ **Rated Lumens: 681**
- ▶ **Watts: 24.7**
- ▶ **Lumens Per Watt: 27.6**
- ▶ **CRI: 83**
- ▶ **CCT: 3713K**

### FOOTCANDLE DISTRIBUTION

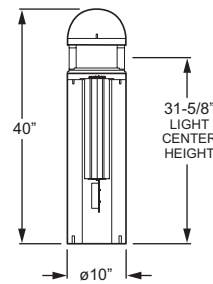


## FIXTURE DETAILS

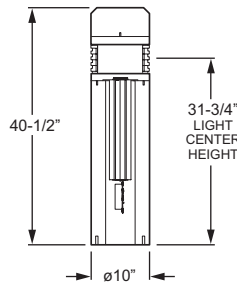
### CROSS-SECTIONS AND WEIGHTS



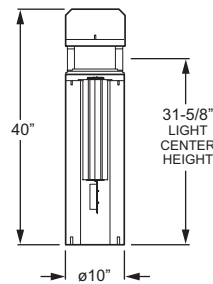
Shown with HG and DT  
Weight: 194 Lbs.



Shown with VG and DT  
Weight: 188 Lbs.

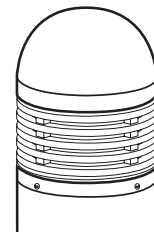


Shown with HG and FT  
Weight: 200 Lbs.

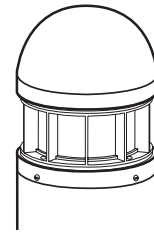


Shown with VG and FT  
Weight: 194 Lbs.

### SHIELDING

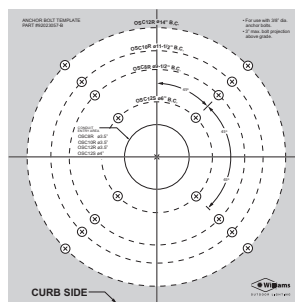


HG Shown



VG Shown

### MOUNTING TEMPLATE



Mounting template is provided with each order. A pdf file (not to scale) of the mounting template is available at [www.hew.com](http://www.hew.com).

### MOUNTING DETAILS

