

RND-4 shown with FXA lens

CATALOG #: \_\_\_\_\_

TYPE: \_\_\_\_\_

PROJECT: \_\_\_\_\_

**FEATURES**

- Flat, convex, or concave lens profile adds visual interest to a variety of applications
- Provides soft, uniform ambient illumination
- Adjustable ring and lens assembly provides clean appearance
- Inner flange prevents light leaks
- Lift-and-twist lens assembly allows for easy maintenance
- Drywall or grid system installation
- Made Right Here® in the USA

**SPECIFICATIONS**

- HOUSING – 20-gauge C.R.S.
- SHIELDING – Frosted acrylic lens, .125" thick.
- FINISH – 92% minimum average reflective white polyester powder coat bonded to phosphate-free, multi-stage pretreated metal on reflective surfaces. Textured matte white powder after fabrication to facilitate installation, increase efficiency, and inhibit corrosion.
- ELECTRICAL – High quality mid-power LED boards. L85 at 50,000 hours. 25°C maximum ambient operating temperature.
- MOUNTING – For installation in NEMA Type "G", "SS", or "F" ceiling systems. Earthquake clips are standard. Fixture must be installed prior to ceiling system installation.
- LISTINGS –
  - cCSAus certified as luminaire suitable for dry or damp locations.
  - City of Chicago Environmental Air approved when specified with CP option.
- WARRANTY – 5-year limited warranty, see [hew.com/warranty](http://hew.com/warranty).

**ORDERING EXAMPLE: RND - 4 - L200/835 - FXA - OPTIONS - DIM - UNV**

**ORDERING INFO**

SERIES	DIAMETER	LUMENS <sup>[1]</sup>	CRI	CCT	LENS <sup>[2]</sup>
RND	2 2'	2'	8 80	27 2700K	FXA Frosted convex acrylic lens
	3 3'	L22 2,200lm	9 90 <sup>[3]</sup>	30 3000K	FCA Frosted concave acrylic lens
	4 4'	L45 4,500lm		35 3500K	FFA Frosted flat acrylic lens
		L83 8,300lm		40 4000K	
		3'		50 5000K	
		L67 6,700lm			
		L150 15,000lm			
		4'			
		L111 11,100lm			
		L200 20,000lm			

**OPTIONS**

- EM/10W** 10-watt emergency battery <sup>[5]</sup>
- (L\_\_)** Additional lower lumen packages available. Specify in increments of 100 nominal lumens. **Example: 9,500 nominal lumens = RND-4-L111/835-FXA-(L95)**
- CP** Chicago plenum (CCEA)

**DRIVER <sup>[4]</sup>**

- DRV** Non-dimming driver
- DIM** Dimming driver
- DIM1** 1% dimming driver

**VOLTAGE**

- 120** 120V
- 277** 277V
- UNV** 120-277V

**NOTES**

- Nominal lumen output based on 3500K CCT and FXA shielding. Actual lumens may vary +/-5%, see page 2 for FIXTURE PERFORMANCE DATA. Additional lumen packages available, see options.
- See page 3 for FIXTURE DETAILS.
- Extended lead times may apply. Consult factory for availability.
- See page 3 for ADDITIONAL DRIVER OPTIONS.
- 120V - 277V only.



## FIXTURE PERFORMANCE DATA

	LED PACKAGE	DELIVERED LUMENS	WATTAGE	EFFICACY (lm/W)
2'	L22	2276	28.3	80.5
	L45	4582	56.6	80.9
	L83	8375	106.1	78.9
3'	L67	6702	66.4	101.0
	L150	15197	153.7	98.9
4'	L111	11234	106.5	105.5
	L200	20168	204.7	98.5

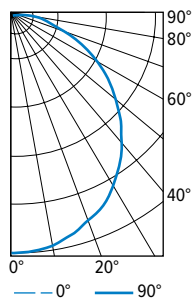
## MULTIPLIER TABLES

COLOR TEMPERATURE		
	CCT	CONVERSION FACTOR
80 CRI	2700K	0.97
	3000K	0.99
	3500K	1.00
	4000K	1.03
	5000K	1.06
90 CRI	2700K	0.80
	3000K	0.82
	3500K	0.83
	4000K	0.86
	5000K	0.89

- Photometrics tested in accordance with IESNA LM-79. Results shown are based on 25°C ambient temperature.
- Wattage shown is average for 120V through 277V input.
- Results based on 3500K, 80 CRI, actual lumens may vary +/-5%
- Use multiplier table to calculate additional options.

## PHOTOMETRY

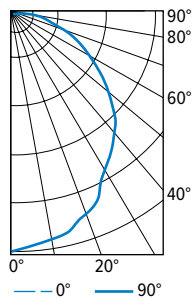
**RND-2-L83/835-FXA** Total Luminaire Output: 8376 lumens; 106.1 Watts | Efficacy: 78.9 lm/W | 80.0 CRI; 3500K CCT



CANDLEPOWER DISTRIBUTION	VERTICAL ANGLE	HORIZONTAL ANGLE			ZONAL LUMENS
		0°	45°	90°	
	0	2979	2979	2979	
	5	2986	2971	2964	283
	15	2873	2866	2862	809
	25	2655	2651	2647	1219
	35	2342	2327	2335	1454
	45	1943	1928	1936	1487
	55	1465	1491	1461	1325
	65	1009	1021	998	1000
	75	569	565	542	587
	85	192	188	188	214
	90	83	68	60	

LUMEN SUMMARY	ZONE	LUMENS	% FIXTURE
	0 - 30	2310	28
	0 - 40	3764	45
	0 - 60	6576	79
	0 - 90	8376	100
	0 - 180	8376	100

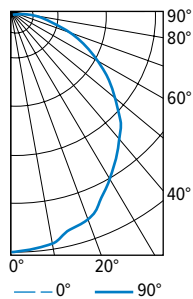
**RND-3-L150/835-FXA** Total Luminaire Output: 15196 lumens; 153.7 Watts | Efficacy: 98.9 lm/W | 80.0 CRI; 3500K CCT



CANDLEPOWER DISTRIBUTION	VERTICAL ANGLE	HORIZONTAL ANGLE			ZONAL LUMENS
		0°	45°	90°	
	0	5684	5684	5684	
	5	5607	5607	5607	533
	15	5347	5358	5368	1508
	25	4870	4882	4882	2220
	35	4062	4078	4069	2548
	45	3467	3472	3467	2657
	55	2668	2979	2663	2384
	65	1829	1829	1833	1813
	75	1006	1006	1006	1078
	85	362	358	362	413
	90	151	144	151	

LUMEN SUMMARY	ZONE	LUMENS	% FIXTURE
	0 - 30	4261	28
	0 - 40	6809	45
	0 - 60	11851	78
	0 - 90	15155	100
	0 - 180	15196	100

**RND-4-L200/835-FXA** Total Luminaire Output: 20167 lumens; 204.7 Watts | Efficacy: 98.5 lm/W | 80.0 CRI; 3500K CCT



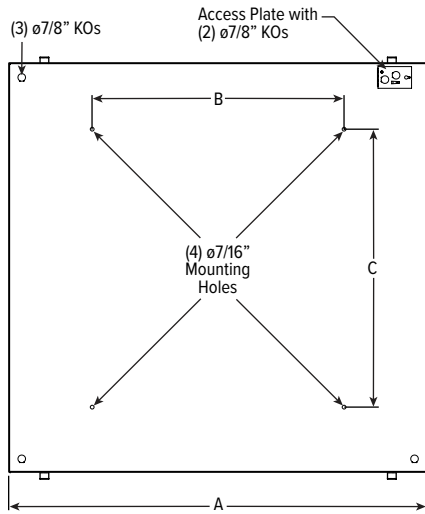
CANDLEPOWER DISTRIBUTION	VERTICAL ANGLE	HORIZONTAL ANGLE			ZONAL LUMENS
		0°	45°	90°	
	0	7308	7308	7308	
	5	7148	7139	7139	680
	15	6780	6784	6780	1925
	25	6287	6276	6276	2889
	35	5455	5455	5455	3418
	45	4651	4642	4651	3557
	55	3582	3582	3570	3178
	65	2466	2460	2457	2431
	75	1337	1329	1337	1445
	85	495	495	501	567
	90	211	211	211	

LUMEN SUMMARY	ZONE	LUMENS	% FIXTURE
	0 - 30	5494	27
	0 - 40	8912	44
	0 - 60	15647	78
	0 - 90	20089	100
	0 - 180	20167	100

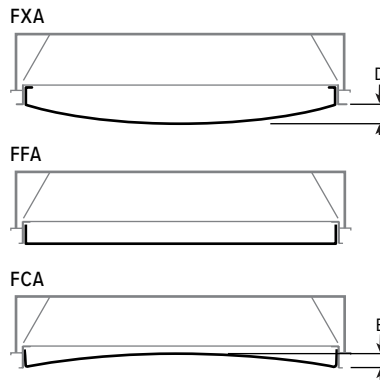


## FIXTURE DETAILS

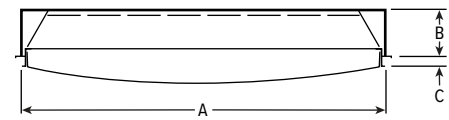
### BACK VIEW



### LENS PROFILES



### CROSS SECTIONS



FIXTURE SIZE	A (DIA.)	B	C	
			MIN.	MAX.
2'	23"	6-1/16"	1-1/4"	2"
3'	35"	6-1/16"	1-1/4"	2"
4'	47"	6-1/16"	1-1/4"	2"

SERIES	A	B	C	D	E	CUTOUT SIZES
RND-2	24"	14"	10"	1-9/16"	1-1/2"	ø22-1/4" ±1/4"
RND-3	36"	20"	24"	2-1/16"	1-1/2"	ø34-1/4" ±1/4"
RND-4	48"	29"	32"	2-9/16"	1-1/2"	ø46-1/4" ±1/4"

NOTE: Fixture must be installed prior to ceiling system installation.

## ADDITIONAL DRIVER OPTIONS

Note: Lumen restrictions apply, consult product builder at [hew.com/product-builder](http://hew.com/product-builder).

CATALOG NUMBER	DESCRIPTION
DRV	Driver prewired for non-dimming applications
DIM	Dimming driver prewired for 0-10V low voltage applications
DIM1	1% dimming driver prewired for 0-10V low voltage applications
DIM LINE	Line voltage dimming driver (Must specify 120V or 277V only)
SD40	40% step-dimming driver
SD50	50% step-dimming driver
DALI	DALI dimming driver
LTE LINE	Lutron Hi-lume 1% 2-wire dimming driver forward phase line voltage controls (120V only)
LDE1	Lutron Hi-lume 1% EcoSystem dimming LED driver
LDE5	Lutron 5-Series 5% EcoSystem dimming LED driver
ELDO SOLOB	EldoLED Solodrive, 0.1% dimming driver for 0-10V controls
ELDO SOLOB DALI	EldoLED Solodrive, 0.1% dimming driver for DALI controls
ELDO ECO1	EldoLED Ecodrive, 1% dimming driver for 0-10V controls
ELDO ECO1 DALI	EldoLED Ecodrive, 1% dimming driver for DALI controls

