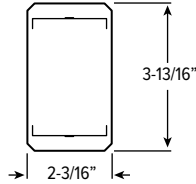



AX2UD^{tunable WHITE} 2" Suspended Architectural Up/Down



CATALOG #: _____

TYPE: _____

PROJECT: _____

FEATURES

- Tunable white from 3000K to 5000K CCT, minimum of 80 CRI
- Sleek, linear design incorporates clean lines and slim styling
- Slightly wrapped lens creates glowing edge and smooth illumination
- Attractive source of direct or indirect lighting for use in offices, hallways, conference rooms and medical facilities
- Made Right Here® in the USA

SPECIFICATIONS

- HOUSING – Extruded aluminum.
- SHIELDING – Frosted acrylic lens.
- FINISH – Matte, smooth silver sparkle standard. All other colors default to textured finish. Polyester powder coat bonded to phosphate-free, multi-stage pretreated metal. All parts painted after fabrication to facilitate installation, increase efficiency, and inhibit corrosion.
- ELECTRICAL – High quality mid-power LED boards. L70 at 60,000 hours per IES TM-21.
- MOUNTING – Suspended. 1/16" diameter adjustable steel leveling aircraft cable and mounting hardware necessary for grid ceiling applications provided.
- LISTINGS –
 - cETLus conforms to UL STD 1598 and UL STD 8750. Certified to CAN/CSA STD C22.2 No. 250.0. Suitable for damp locations.
- WARRANTY – 5-year limited warranty, see hew.com/warranty.

ORDERING EXAMPLE: AX2UD - 4 - L33U/L33D/8TW - S - AC/D48 - OPTIONS - DALI - UNV

ORDERING INFO

SERIES	LENGTH	LUMEN PACKAGE (EXAMPLE: L33U/L33D/8TW)			FIXTURE TYPE
AX2UD	4 4'	Specify lumen packages: U for Uplight and D for Downlight			F Electrical feeder unit ^[1]
	8 8'	LUMENS ^[4]	U or D	COLOR	J Joiner unit ^[2]
	4'		U Uplight	8TW Tunable white (80 CRI, 3000K-5000K)	S Stand-alone unit ^[3]
	L15 1,500lm	D Downlight			
	L30 3,000lm				
	8'				
	L33 3,300lm				
	L60 6,000lm				

MOUNTING (EXAMPLE: AC/D48) ^[5] OPTIONS ^[6]

Prefix	Type	Length	(L__)	Additional lower lumen packages available. ^[7] Example: 2,500 nominal lumens = AX2UD-4-L30U/L30D/8TW-S-(L25U/L25D/8TW)
AC/	D 1" grid & hardpan	24 24"		
	N 9/16" grid	48 48"		
	S Slot grid	96 96"		

CONTROL

DALI Driver prewired for DALI applications ^[8]

VOLTAGE

120 120V
277 277V
UNV 120-277V

NOTES

- ¹ 3-conductor straight white cord standard. Wire gauge to be determined by row length. Quick-connect wiring harness, two end plates, field installed.
- ² No cord, quick-connect wiring harness, no end plates
- ³ 3-conductor straight white cord standard, two end plates installed
- ⁴ Lumens based on 4000 CCT. Actual lumens may vary +/-5%. Additional lumen packages available, see options. See page 2 for FIXTURE PERFORMANCE DATA.
- ⁵ See page 2 for MOUNTING DETAILS.
- ⁶ See page 3 for FINISH OPTIONS.
- ⁷ Specify in increments of 100 nominal lumens. Option must be specified with next higher lumen package.
- ⁸ See page 2 for CONTROL DETAILS.



AX2UD^{tunable WHITE} 2" Suspended Architectural Up/Down

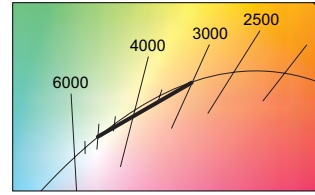
FIXTURE PERFORMANCE DATA

	LED PACKAGE	DELIVERED LUMENS	WATTAGE	EFFICACY (lm/W)
4'	L15	1508	16.8	89.7
	L30	3029	35.9	84.4
8'	L33	3311	37.1	89.3
	L60	6057	71.8	84.4

- Photometrics tested in accordance with IESNA LM-79. Results shown are based on 25°C ambient temperature.
- Wattage shown is average for 120V through 277V input.
- Results based on 4000K, 80 CRI, actual lumens may vary +/-5%
- Use multiplier table to calculate additional options.
- Fixture performance is the same for up and downlight.

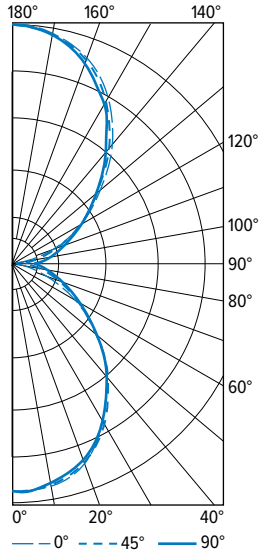
MULTIPLIER TABLE

CONVERSION FACTOR		
CCT	LUMENS	WATTAGE
3000K	0.95	1.04
3500K	0.98	1.02
4000K	1.00	1.00
5000K	0.96	1.04



PHOTOMETRY

AX2UD-4-L30U/L30D/8TW-S Total Luminaire Output: 6058 lumens; 71.8 Watts | Efficacy: 84 lm/W | 84 CRI; 3478K CCT

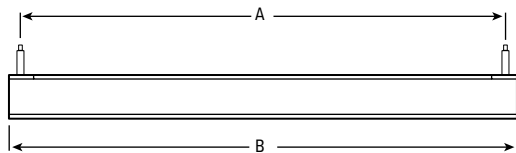


VERTICAL ANGLE	HORIZONTAL ANGLE			ZONAL LUMENS
	0°	45°	90°	
0	1189	1189	1189	
5	1206	1179	1171	112
15	1151	1140	1129	320
25	1037	1022	1014	472
35	857	860	845	535
45	653	659	651	508
55	448	474	469	421
65	264	308	324	303
75	115	175	212	185
85	28	85	133	96
90	6	59	110	
95	39	104	162	112
105	162	197	238	212
115	317	329	344	330
125	506	490	496	443
135	702	677	659	526
145	902	876	859	549
155	1066	1049	1026	484
165	1183	1176	1164	331
175	1239	1242	1230	117
180	1244	1244	1244	

LUMEN SUMMARY	ZONE	LUMENS	% FIXTURE
	0 - 30	904	15
	0 - 40	1439	24
	0 - 60	2369	39
	0 - 90	2953	49
	90 - 120	654	11
	90 - 150	2173	36
	90 - 180	3106	51
	0 - 180	6058	100

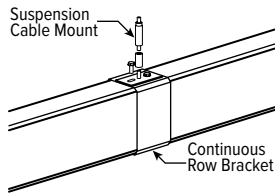
MOUNTING DETAILS

SIDE VIEW



NOMINAL LENGTH	MOUNTING LENGTH (A)	ACTUAL LENGTH (B)
2'	24-5/8"	25-7/8"
4'	46-13/16"	48-1/16"
8'	89-7/8"	91-1/8"

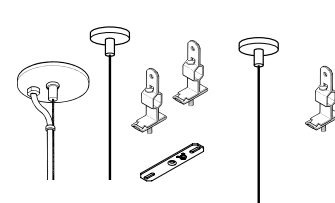
CONTINUOUS ROW FIXTURES



When row mounting fixtures, joint between fixtures will be visible at 4' or 8' intervals depending on fixture length.

STANDARD HARDWARE (Grid & Hardpan)

FEEDER/STAND-ALONE JOINER



- Fixtures are provided with adjustable length aircraft cables and mounting hardware, must specify.
- Electrical supply is brought into the feeder fixture, either as part of a row or as a stand-alone unit. Joiner fixtures complete the row.
- The feeder kits are standard with a 5" canopy to cover the junction box and a 2" canopy at the non-feed point. No J-box is required at non-feed points.


CONTROL DETAILS

DALI



AX2UD tunable WHITE 2" Suspended Architectural Up/Down

FINISH OPTIONS



For custom color, please specify RAL code or a manufacturer code with description. All custom colors other than RAL require two sample swatches, minimum 1" square.

